



## **Summit Academy Transition High School Dayton**

### **End of Year School Performance Report**

**2022-23**

IRN:000621

251 Erdiel Dr  
Dayton, OH 45415



Dear Governing Board and School Leader:

As Sponsor of Summit Academy Transition High School Dayton, Buckeye Community Hope Foundation (BCHF) annually produces an End of Year School Performance Report. The goals of this report are to provide you with timely information on your school's performance relative to expectations outlined in the sponsorship contract and to identify areas of strength and those in need of improvement. To that end, the report summarizes school performance in three component areas—academics, compliance (operations and legal), and financial—and provides information about the school's prospect for renewal. This report includes data from the most recent school year and from over the contract term.

Page one of this report includes a summary of the school's performance in meeting its academic, compliance, and financial targets. BCHF calculates an overall performance score in accordance with our renewal policy, which weighs academics more heavily than compliance and finance. Schools that have earned at least 75 percent of their total possible target points have a favorable prospect for renewal; those with less than 75 percent have an unfavorable prospect for renewal. Please note that nothing in this report shall be construed to guarantee renewal or non-renewal of a school contract and that the authority for renewal decisions lies with the BCHF Board of Trustees.

The rest of the report provides detailed performance data in academics, compliance, and finance. The compliance and finance targets are two points. Schools may earn less than two points for failing to meet the target. The academic target is three points and schools may earn greater or less than the target. The performance detail score at the top of each component area (academics, compliance, and finance) summarizes what percent of applicable target points a school earned in that specific area.

More information about the targets and metrics can be found in the Performance Framework, located in Exhibit 3 of your sponsorship contract. BCHF representatives will also discuss this report at an upcoming governing authority meeting of your school. Should you have additional questions, please do not hesitate to contact us.

Finally, please note that, in accordance with Ohio law, BCHF submits a written report of the performance of our portfolio of schools to the Department of Education and Workforce by November 30 of each year. We also make this report available to parents and guardians of the students enrolled in our sponsored schools.

Buckeye Community Hope Foundation is committed to establishing strong public community schools by adhering to quality authorizing practices, ensuring responsible oversight, and setting high standards for school performance. Thank you for your dedication to ensuring all students have access to a high-quality public education!

Sincerely,

A handwritten signature in black ink that reads "Jennifer L. Schorr". The signature is written in a cursive, flowing style.

Jennifer Schorr  
Vice President of Education

## Summit Academy Transition High School Dayton: Performance Framework Summary

	Percent of Target Points Earned	Weight	Weighted Points Earned	Combined Total
<b>Academic:</b>	78.2%	x 50	39.1	<b>79.7%</b>
<b>Compliance:</b>	100%	x 25	25.0	
<b>Financial:</b>	62.5%	x 25	15.6	

### Renewal Recommendation Chart

	Combined Total	Renewal Recommendation Guide
Exceeds:	$\geq 85\%$	Renew for 5-year or more sponsorship term
Meets:	75 - 84%	Renew for up to 5-year sponsorship term with or without conditions
Does Not Meet:	67 - 74%	Renew for up to 3-year sponsorship term with conditions OR non-renew
Falls Far Below:	$\leq 66\%$	Non-Renew

### Prospect for Renewal

The BCHF Board of Trustees makes evidence-based renewal decisions in accordance with our renewal policy. The overall rating on this report and the prospect for renewal in no way guarantee renewal or non-renewal but are included to provide stakeholders with a sense of the school's performance to date.

Currently Summit Academy Transition High School Dayton's prospect for renewal is **favorable**.

***Buckeye Community Hope Foundation maintains discretion in making final decisions on school recognition, intervention, renewal, non-renewal, and termination.***

## Performance Summary: Summit Academy Transition High School Dayton

### Academic:

Summit Academy Transition High School Dayton earned 78.2% of the applicable academic points possible. This represents 50% of the final overall score.

Summit Academy Transition High School Dayton should focus improvement efforts on areas of need noted in the academic rubric. The school should also maintain or further improve upon areas in the rubric rated as meets the target.

### Compliance:

Summit Academy Transition High School Dayton earned 100% of the applicable compliance points possible. This represents 25% of the final overall score.






Summit Academy Transition High School Dayton should maintain areas of high performance and focus improvement efforts on areas of need noted in the compliance rubric.

### Financial:

Summit Academy Transition High School Dayton earned 62.5% of the applicable financial points possible. This represents 25% of the final overall score.

Summit Academy Transition High School Dayton should focus improvement efforts in categories rated below the target on the financial rubric. The school should also maintain or further improve upon areas in the rubric rated as meets the target.

# Summit Academy Transition High School Dayton: Academic Performance Detail

	Far Exceeds the Target (5)
	Exceeds the Target (4)
	Meets the Target (3)
	Did Not Meet the Target (2)
	Fall Far Below the Target (1)
NC	Not Calculated

30.5  


---

39

**78.2%**

			Target Points	Earned Points
1. Local Report Card Overall Rating	2.5	Weight x3	9	<b>7.5</b>

## Comparison District

Dayton City

	Your School	Comparison District		
2. Performance Index vs. Comparison District PI	52.1	50.8	3	<b>3</b>
3. Progress vs. Comparison District Progress	3	2	3	<b>4</b>

## Local Market Schools

Horizon Science Academy Dayton High School

Horizon Science Academy Dayton Downtown

Dayton Business Technology High School

	Your School	Local Market Average		
4. Performance Index vs. Local Market Performance Index	52.1	48.3	3	<b>3</b>
5. Progress vs. Local Market Progress	3	2.7	3	<b>3</b>




## Over the Contract Averages (3 most recent school years available)

	Current Value	Multi-Yr. Value	Trend	
6. Early Literacy				NC
7. Performance Index	52.1	45.5		3 <b>1</b>
8. Chronic Abs.	70.1	63.9		3 <b>1</b>

## Norm Referenced Testing

9. Achievement	3	<b>1</b>
10. Improvement	3	<b>3</b>
11. Disaggregated Performance Beyond GAP Closing	3	<b>1</b>
12. English Learners		NC
13. SMART Goal	3	<b>3</b>

## Summit Academy Transition High School Dayton: Compliance Performance Detail

	Meets the Target (2pts.)
	Did Not Meet the Target (1pt.)
	Falls Far Below the Target (0 pts.)
NC	Not Calculated

<b>Total Earned Points:</b>	<b>20</b>	<b>100.0%</b>
<b>Total Target Points:</b>	<b>20</b>	




### Operations Detail

	Target Points	Earned Points
1. Health, Safety, and Environment	2	2
2. Human Capital	2	2
3. Financial	2	2
4. Governance	2	2
5. Admission, Access, and Student	2	2
6. Educational Program	2	2

### Legal Detail









7. Governance - Required Number of Board Meetings	2	2
8. Governance - Required Number of Board Members	2	2
9. Governance - Required Board Member Training	2	2
10. Annual Report	2	2

## Summit Academy Transition High School Dayton: Financial Performance Detail

	Meets the Target (2 pts.)
	Did Not Meet the Target (1 pt.)
	Falls Far Below the Target (0 pts.)
NC	Not Calculated

<b>Total Earned Points:</b>	<b>10</b>	<b>62.5%</b>
<b>Total Target Points:</b>	<b>16</b>	

### Fiscal Detail

	Target Points	Earned Points
1. Current Ratio	2	
2. Unrestricted Days of Cash	2	
3. Change in Cash Position	2	
4. Debt Management	2	
5. Debt Coverage Ratio	2	
6. Surplus / (Deficit) Variance	2	
7. Enrollment Sustainment	2	
8. Enrollment Variance	2	



---

Please visit us at:  
<http://buckeyehope.org/community-schools>

Like us on Facebook  
Follow us on Twitter