



2022-2023

Sponsor Annual Report

Building Communities. Rebuilding Lives.



Buckeye Community Hope Foundation
Education Division

3021 E Dublin-Granville Rd,
Columbus, OH 43231

Jennifer Schorr, VP of Education
Jason Moore, Senior Director of Education

www.bchf.org



Buckeye Community Hope Foundation (BCHF) provides this annual written report of the evaluation of results for each of our sponsored schools in the areas of academic performance; fiscal performance; organization and operation compliance; and legal compliance as defined by the Department of Education and Workforce. The Sponsor Annual Report is an important informational source for all our stakeholders about the performance and progress of our sponsored schools. We are proud to be a Sponsor of community schools in Ohio and we are proud of all the hard work our schools, students, parents, and our staff contribute to ensure success for all students.

Buckeye Community Hope Foundation is a non-profit organization with the mission of Building Communities, Rebuilding Lives. In support of the mission of the overall Foundation, and as part of its commitment that all students should have access to quality educational opportunities, the mission of the Education Division is to establish strong public community schools by adhering to quality authorizing practices, ensuring responsible oversight, and setting high standards for school performance.

Buckeye Community Hope Foundation is a statewide community school sponsor. During the 2022-2023 school year, BCHF sponsored and provided oversight and technical assistance to fifty-two (52) public community schools in sixteen Ohio cities, serving over 14,000 students. This represents an increase of over 1,000 students since the 2018-2019 school year.

Our portfolio of sponsored schools included thirty-five (35) traditional brick-and-mortar community schools, two (2) schools serving a majority special needs students, and fifteen (15) alternative drop-out prevention and recovery program schools, one of which is an online school. One new K-8 school, and one new dropout recovery school opened under new contracts in 2022-2023SY. One school transferred to another sponsor at the end of 2022-2023, and one school was closed by its Governing Board.

A primary role of the community school sponsor is to only open new public community schools that have high quality education programs focused on student success. We also must make the difficult decision to close a school when their performance falls below expectations for students. At BCHF, we take this role very seriously and make decisions focused on the student.

Academic performance data for our schools for 2022-2023SY is based on available data with some measures subject to changes in Ohio's accountability system, and others not available for individual schools or groups of schools. The BCHF team continues to monitor school progress closely through multiple measures and offers a high level of support for school improvement and progress. We are committed to seeking a better future for the children served by our sponsored schools and for all students in Ohio.

We truly act on our vision statement, which states **"We envision a future where all students have access to a high-quality public education."**

WHAT WE DO

As a sponsor, we are responsible for overseeing each school's compliance with all applicable laws and rules and the community school sponsorship contract. We also provide vital technical assistance to our sponsored schools in school start up, fiscal and operational performance, and, most importantly, academic achievement and progress.

PERFORMANCE CONTRACTING

BCHF has a community school sponsorship contract with each of its sponsored schools. The sponsorship contract includes all legal requirements, as well as each school's unique education plan, financial plan, and governance plan. Additionally, the sponsorship contract includes the Performance Accountability Framework that details areas of school assessment and oversight. The framework includes academic and non-academic goals specific to each school.

COMMITMENT AND CAPACITY

BCHF employs a team of eighteen (18) professionals, located throughout the state, with extensive experience in various disciplines. Our Education Division staff experience includes expertise in finance, education, data analysis, compliance, and communications. Our accountability and school improvement representatives have subject matter expertise in all academic core content areas, school leadership, social-emotional learning/restorative justice, special education, multi-lingual (formerly English) learner support, mathematics, behavior management, and classroom management.

ONGOING OVERSIGHT AND EVALUATION

The oversight of our sponsored schools is a responsibility that BCHF takes seriously. Our team monitors and assesses each school's performance against the performance frameworks and the terms of the contract. Annually, BCHF provides each school with a cumulative report that summarizes the school's academic performance, fiscal performance, and organizational and operational performance. The annual End of Year performance report identifies areas of strengths, areas needing improvement, and the school's prospect for renewal.

We gather information through a variety of resources including: bi-monthly on-site visits to schools; attendance at governing authority board meetings; monthly financial reviews conducted by a licensed school treasurer; on-going data assessment of student achievement and growth; ongoing reviews of state and federal law compliance, academics, special education, operations and finance; and ongoing technical assistance provided by a team of experts with years of experience spanning various disciplines.

Last year members of our team attended hundreds of governing board meetings, provided onsite and virtual technical assistance and professional development, and observed in over 300 classrooms.



OUR FOCUS

Buckeye Community Hope Foundation emphasizes technical assistance in all aspects of schooling, with an emphasis on effective teaching and learning. Annually, we assess each school's needs and implement a work plan to support success for ALL students. This plan includes various supports for schools based on needs they have in common and individualized, targeted technical assistance to meet each school's unique needs.

SUPPORT FOR ALL SCHOOLS

In 2022-2023, BCHF organized support for all schools around the results expressed in the annual needs assessment. An organizing theme of "Always Lead: Lead All Ways" set the tone for both the Annual School Leader Summit in June 2022 and the new 2022-2023 school year. This theme emphasized important aspects and considerations in school leadership post-pandemic. Dr. Muhammad Khalifa continued this conversation with his keynote address, entitled "Culturally Responsive School Leadership" at the September 2022 All Schools Meeting. BCHF's Accountability and School Improvement Department emphasized offerings aligned to leadership themes and topics in its 2022-2023 Professional Development Catalog.

BCHF continued with many other supports offered to our sponsored schools. BCHF continued to facilitate cohorts of educators based on a professional learning community (PLC) model. These cohorts included educators involved with Special Education, Multi-Lingual Learners, Early Literacy, K-8 Mathematics, Data Analysis, and Graduation/High School Success. BCHF regularly analyzed data for student learning through Fall and Winter analyses of schools' norm-referenced testing and SMART (Specific, Measurable, Achievable, Relevant, and Time-oriented) Goal data. Additionally, customized professional development and technical assistance services were available to all schools upon request.

TARGETED TECHNICAL ASSISTANCE

BCHF provided targeted technical assistance to schools based on their performance and assignment to a tier of support. Using available data, schools designated as Tier 1 exceeded academic performance metrics of the Sponsor contract. Tier 2 schools met academic performance metrics. Tier 3 schools did not meet academic performance metrics of the contract or were trending downward. Tier 0 schools were "new or incubating schools" within 2 years of start-up.

In 2022-2023, schools received two high-stakes review visits annually. The individual status of the school, based on data, determined specific plans for the review. Review procedures incorporated input of at least three stakeholder groups, for example, teachers, parents, administrators, and students. Each review cycle emphasized development of a profile of school strengths and needs, with a plan for follow-up. BCHF planned and provided individualized technical assistance based on review evidence.

Schools in the Tier 3 category engaged in deeper analysis of teaching and learning data to develop a turnaround plan. Where necessary, BCHF requested Academic Corrective Action to better guide the school's plans for academic recovery.

Our strong record and sustained emphasis on high-quality teaching and learning aligns to BCHF's mission of establishing "strong public community schools by adhering to quality authorizing practices, ensuring responsible oversight, and setting high standards for school performance." We support our schools in a continuous improvement process with the overall aim of making all schools high quality and all students successful!

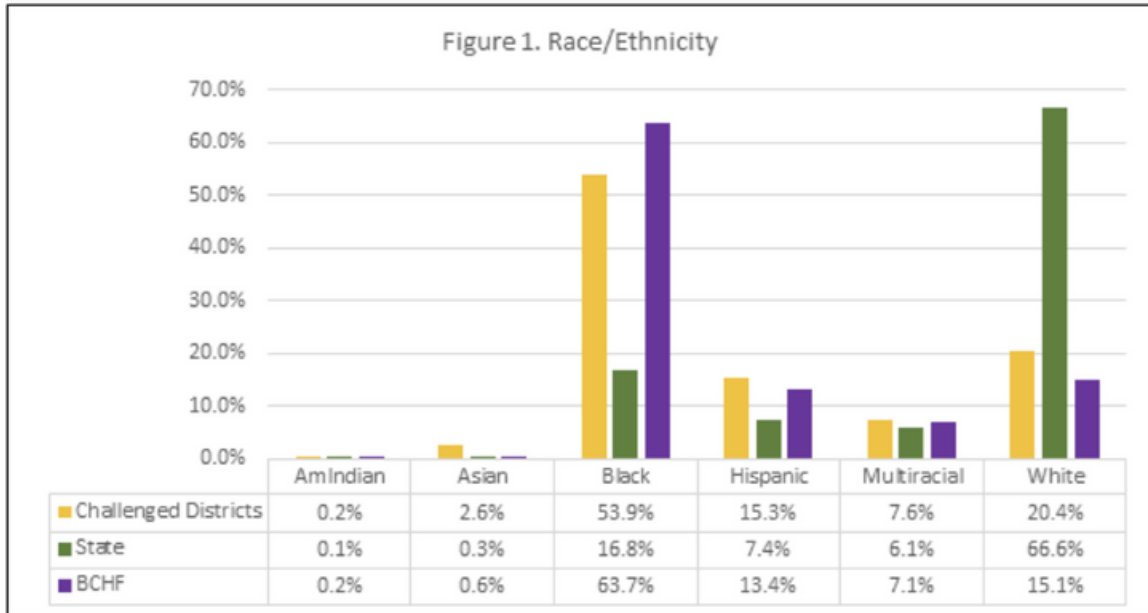
SPONSOR EVALUATION

The Department of Education and Workforce (DEW) conducts evaluations of sponsors in three equally weighted components (Academic Performance, Compliance and Quality Practices). Buckeye Community Hope Foundation received and has maintained the highest rating of Exemplary on its most recent Sponsor evaluation.

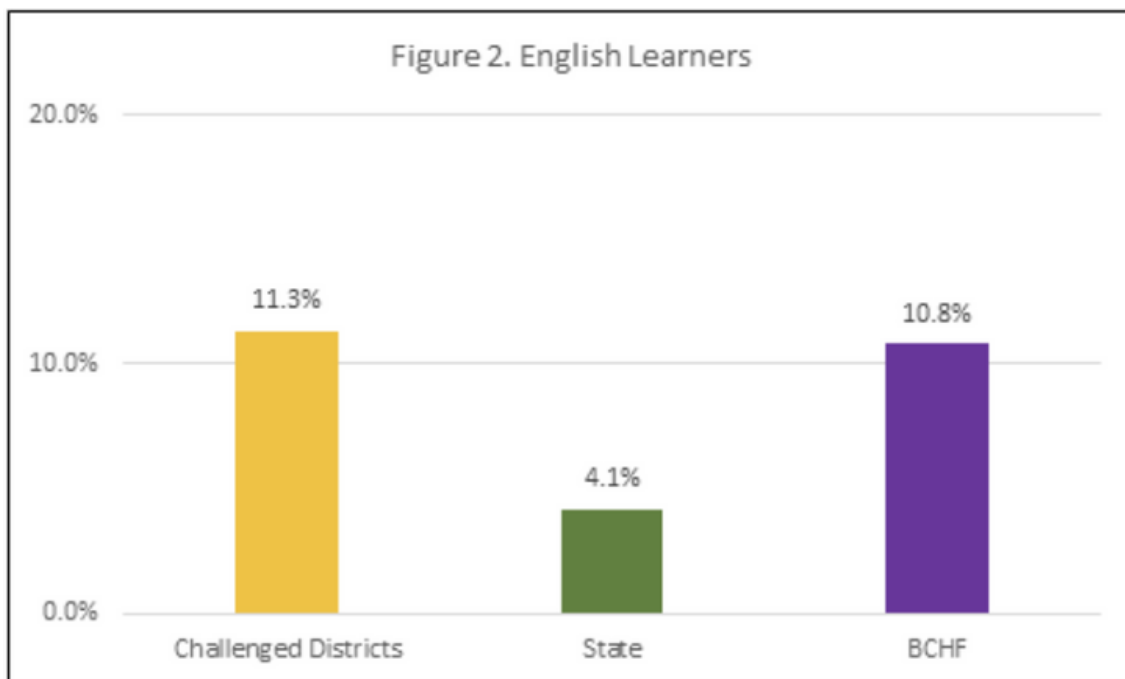


STUDENT DEMOGRAPHICS

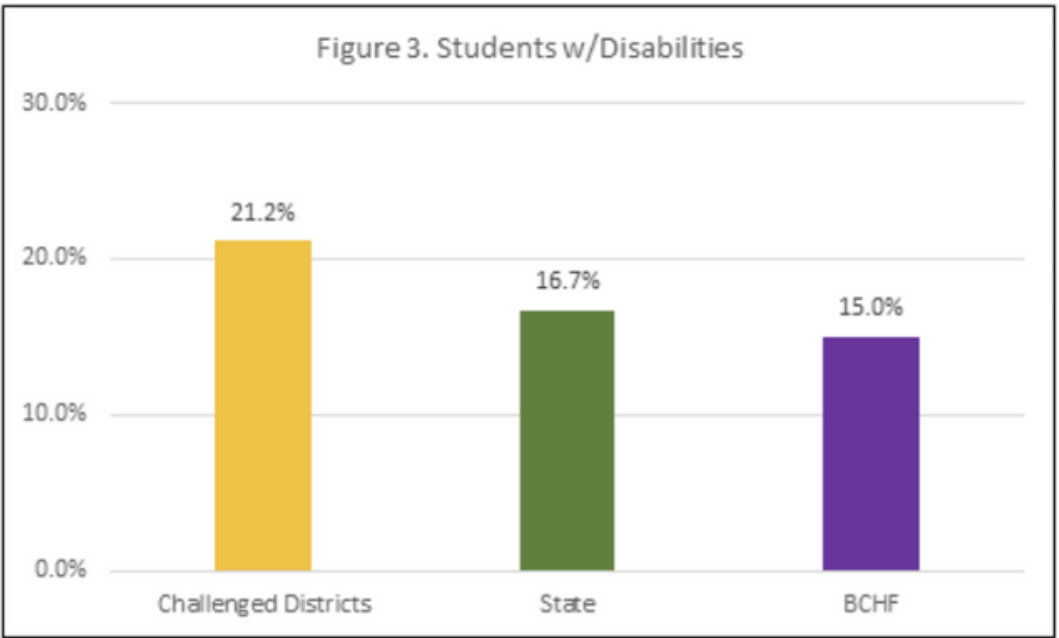
In 2022-2023, BCHF-sponsored schools served a much more diverse population of students than schools overall in Ohio (Figure 1). Black, non-Hispanic students constituted 8,939 (63.7 %) of the students in our schools whereas over half of students, 66.6 %, statewide were White Non-Hispanic.



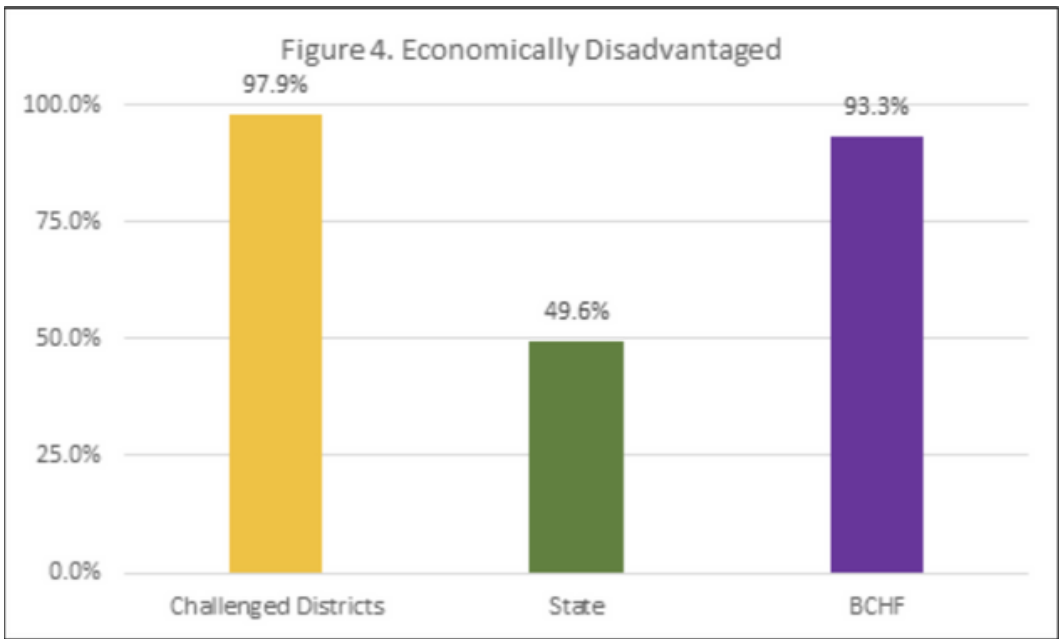
Schools in our portfolio served increased numbers of English learners (10.8 % of our portfolio student population) as displayed in Figure 2. This percentage significantly exceeded the state's overall percentage of English learners, which was 4.1 % in 2022-2023, and is in line with the percentage in corresponding challenged districts to our schools (11.3 %). Note that subgroups under .1% were not displayed.



Students with disabilities in BCHF schools constitute 15.0 % of the portfolio population, as compared with the statewide average of 16.7 % and challenged districts of 21.2% (Figure 3).



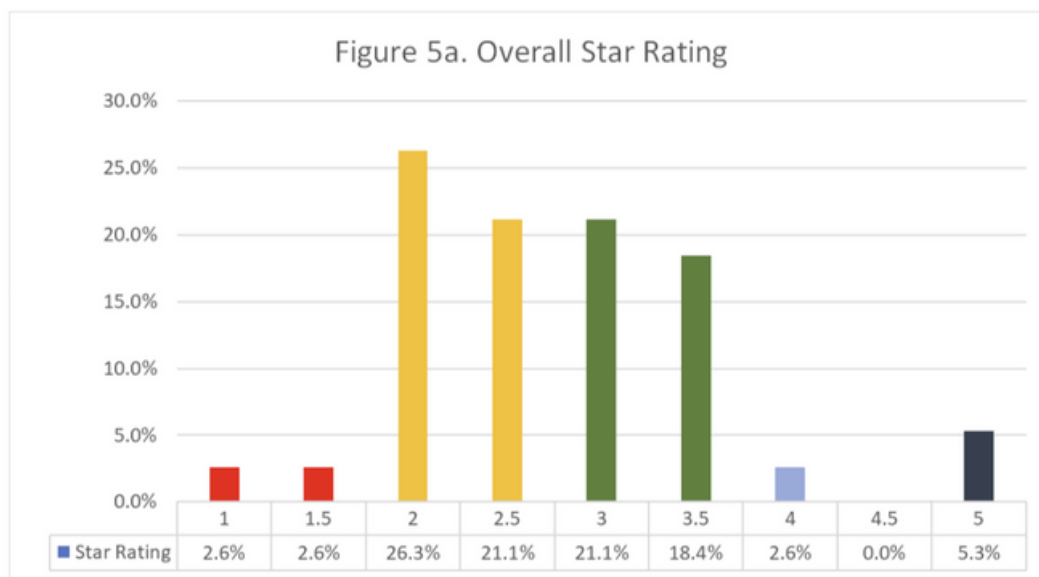
Data also emphasizes that nearly all (93.3 %) of students who attend schools sponsored by BCHF qualify are economically disadvantaged as indicated by eligibility for free- or reduced-lunch eligibility (Figure 4).





SCHOOL PERFORMANCE

For the 2022-2023 school year, Ohio modified its school accountability system to a rank-order system of star ratings. Most schools sponsored by Buckeye Community Hope Foundation (BCHF) were rated in the range of 2 to 3.5 stars, with a 3-star rating indicating the school met state expectations.



A breakdown of sponsored school performance on component ratings of Ohio's accountability system reveals that schools perform most successfully, with 3 stars or above, in the Progress component (81.8%); graduation rate (75%); and gap closing (59.8%).

Achievement and early literacy components of Ohio accountability are still the strongest areas of improvement need for BCHF-sponsored schools.

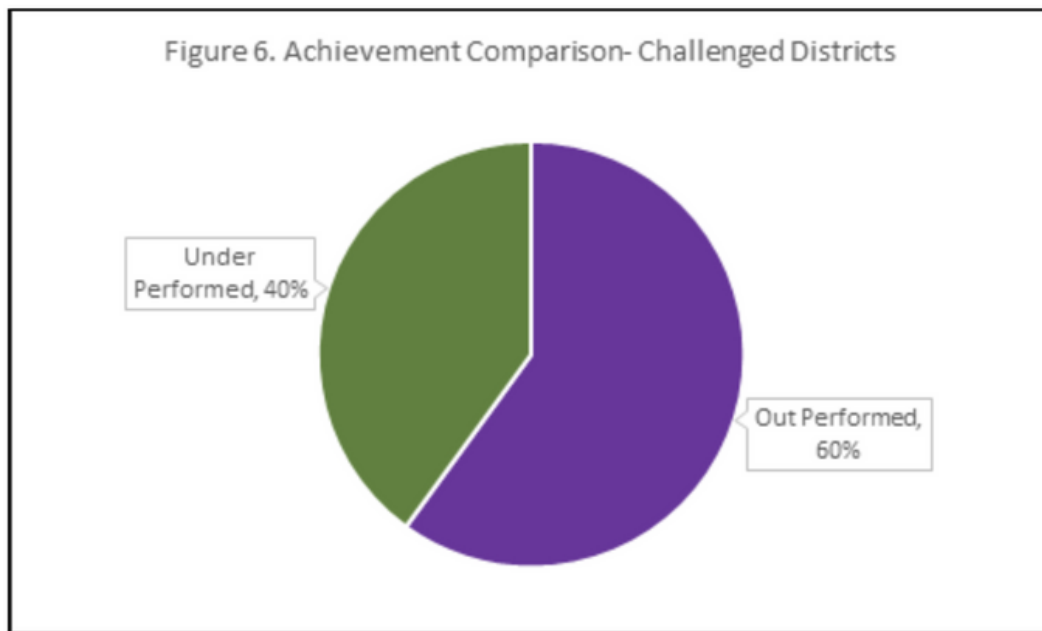
BCHF-Sponsored Traditional Community School Star Ratings (Figure 5b)

Component	1 Star	2 Stars	3 Stars	4 Stars	5 Stars
Achievement	37.1%	57.1%	5.7%	0.0%	0.0%
Progress	3.0%	15.2%	54.5%	18.2%	9.1%
Gap Closing	21.1%	18.4%	18.4%	23.0%	18.4%
Early Literacy	53.8%	38.5%	3.8%	0.0%	3.8%
Graduation	25.0%	0.0%	25.0%	25.0%	25.0%

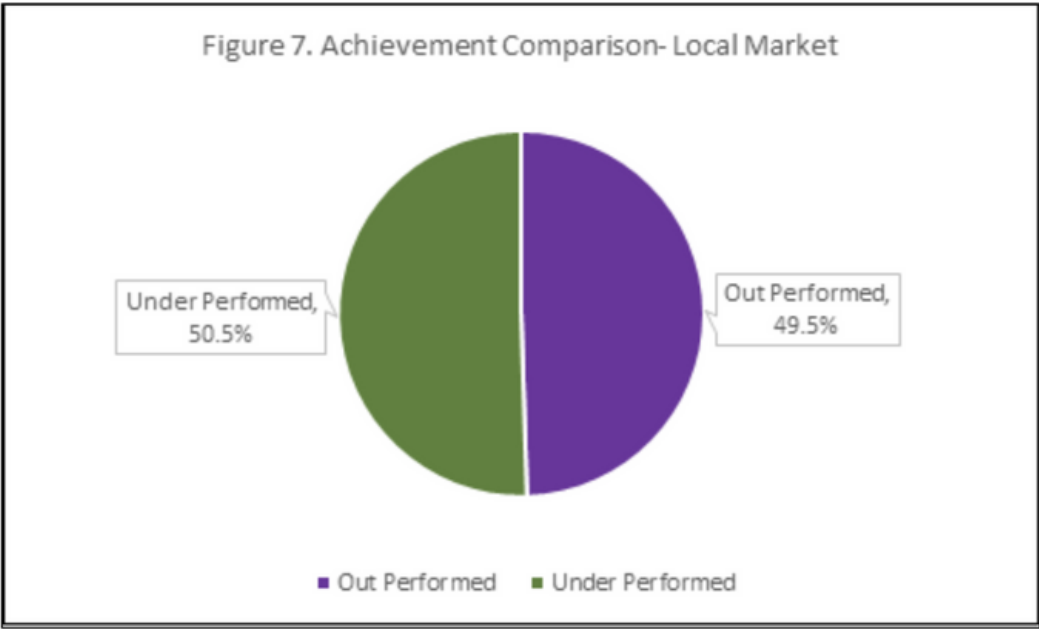
BCHF-Sponsored Drop Out Recovery School Ratings (Figure 5c)

Component	Does Not Meet	Meets	Exceeds
Achievement	33.3%	33.3%	33.3%
Progress	7.7%	53.8%	38.5%
Gap Closing	23.1%	46.2%	30.8%
Combined Graduation	0.0%	53.8%	46.2%

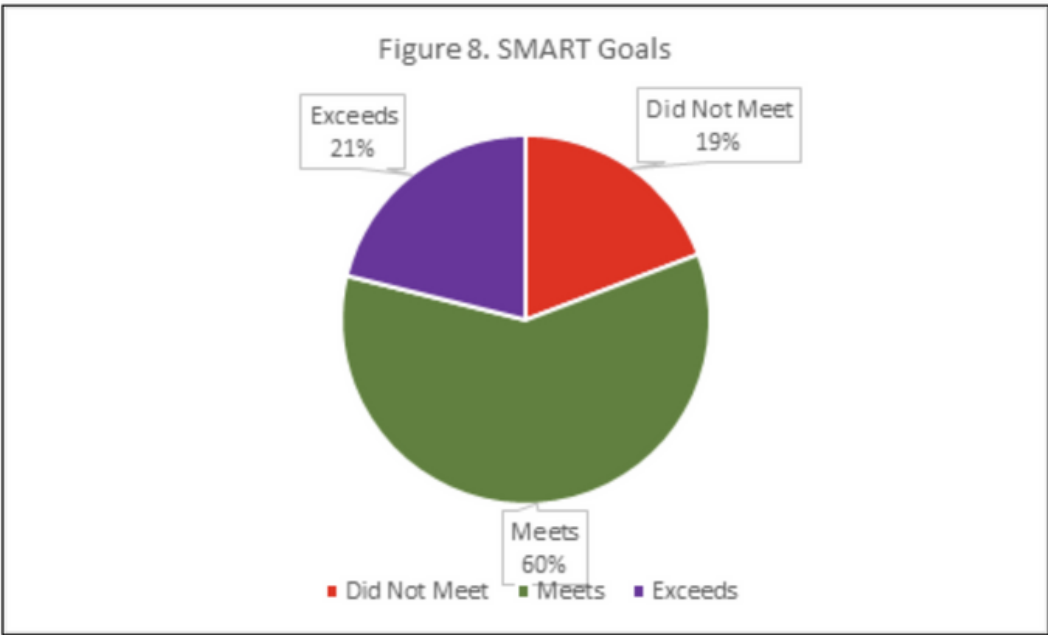
BCHF gathers metrics that evaluate whether its sponsored schools are quality choices in the markets available to students and their families. When comparing the Performance Index of Buckeye Community Hope Foundation schools to their local challenged districts, the traditional school districts in which the schools are located, BCHF-sponsored schools outperform local districts 60.0 % of the time (Figure 6).



Overall, BCHF-sponsored schools perform similarly to Local Market schools. Buckeye Community Hope Foundation schools outperformed 49.5 % of their local market options (Figure 7).



BCHF also challenges each sponsored school to set SMART goals that capture student outcomes related to each school's unique mission. For example, schools may emphasize STEM/STEAM, the Arts, career-technical alternatives, or citizenship. A priority SMART goal is evaluated each year through data and information submitted by the school and onsite reviews. In 2022-2023, 80.8 % of our schools met or exceeded their priority SMART goals (Figure 8). Schools that did not achieve SMART goals often reported that goals were trending up but not yet attained.





BCHF ASSESSMENT OF SCHOOL PERFORMANCE 2022-2023

The Department of Education and Workforce (DEW) requires all sponsors to annually evaluate, summarize and report on the performance and compliance of each of their sponsored schools in the areas of Academic Performance, Fiscal Performance, Organization and Operation and Legal Compliance. Schools receive a rating of either Meets, Exceeds or Did Not Meet expected performance in the areas of academic performance, fiscal performance and organization and operation. In legal compliance, schools receive a rating of Meets or Did Not Meet expected performance. BCHF defines performance expectations for each sponsored school in the sponsorship contract.

ACADEMIC PERFORMANCE – HOW THE SCHOOL PERFORMED ON THE ACADEMIC CONTRACT GOALS

Academic performance carries the most weight in BCHF's overall school performance framework. In evaluating academic performance, BCHF considers multiple measures. BCHF specifies academic targets in the performance framework included in the sponsorship contract. These measures include all Ohio report card data as well as mission-specific academic SMART goals, performance in comparison to the challenged district, performance to similar schools within the local market, norm-referenced test results, and attendance/performance of disaggregated groups. Due to legislative action, calculations for aspects of Ohio's school accountability system changed, thus limiting use of multi-year measures. A school rated "Exceeds" expected performance if it attained 85% or more of academic performance points. A school rated "Meets" if it earned 65 to 84.9% percent of points. A school rated "Did Not Meet" if less than 65% of points were achieved.

FISCAL PERFORMANCE – HOW THE SCHOOL PERFORMED ON FINANCIAL CONTRACT GOALS

In evaluating a school's Fiscal Performance, BCHF considers information from board approved financial reports, school monthly financial reviews, and information from independent sources such as the Auditor of State as well as information available through the Department of Education and Workforce (DEW). BCHF evaluates the schools on measures that include the following: Current Ratio, Days, Cash on Hand, Operating Efficiency, Debt Management, Submission Timelines and Accuracy, and Enrollment Management. A school rated "Exceeds" expected performance met or exceeded more than 70% of points from the fiscal performance framework. A school rated "Meets" expected fiscal performance scored 50-70% of points from the fiscal performance framework. A school rated "Did Not Meet" expected performance scored less than 50 percent of points from the fiscal performance framework. Schools placed on fiscal improvement plans were automatically rated as "Did Not Meet."

ORGANIZATION AND OPERATION – HOW THE SCHOOL PERFORMED REGARDING GOVERNANCE DUTIES AND COMPLIANCE WITH THE COMMUNITY SCHOOL CONTRACT

In assessing a school's organization and operational performance, BCHF considers the governing authority's performance in conducting the required number of meetings and maintaining sufficient board minutes, complying with open meeting requirements, maintaining the required number of approved board members, fulfilling training requirements, monthly financial reviews, and compliance with the governing authority's Code of Regulations. A school rated "Exceeds" expected performance scored more than 90% of points from the performance framework. A school rated "Meets" expected performance scored 75-90% of points from the performance framework. A rating of "Did Not Meet" expected performance is assigned to schools that scored less than 75% of the possible points from the performance framework.



LEGAL COMPLIANCE – HOW THE SCHOOL PERFORMED ON ITS LEGAL REQUIREMENTS IDENTIFIED IN STATUTE AND THE COMMUNITY SCHOOL CONTRACT

BCHF evaluates a school's performance on Legal Compliance based on the school's compliance with legal requirements identified in statute and the community school contract and includes compliance items from the sponsor evaluation. A school rated "Meets" expected performance scored 80% or more of the possible points from the legal performance framework. A school rated "Did Not Meet" expected performance scored less than 80% of the possible points from the legal performance framework. The results of BCHF's Performance Assessment can be found in Table 1 that follows.

**Table 1. Buckeye Community Hope Foundation
Summary of School Performance 2022-2023 School Year**

School Name	Academic Performance	Fiscal Performance	Organization & Operation	Legal Compliance
Academy for Urban Scholars - Youngstown	Exceeds	Exceeds	Exceeds	Meets
Achieve Career Preparatory Academy+	Exceeds	Exceeds	Exceeds	Did Not Meet
Akron Career Technical High School	Did Not Meet	Meets	Meets	Meets
Auglaize County Educational Academy	Exceeds	Exceeds	Exceeds	Meets
Bennett Venture Academy	Meets	Meets	Did Not Meet	Did Not Meet
Constellation Schools: Eastside Arts Academy	Exceeds	Exceeds	Exceeds	Meets
Constellation Schools: Lorain Community Middle	Did Not Meet	Exceeds	Exceeds	Meets
Constellation Schools: Old Brooklyn Community Middle	Did Not Meet	Exceeds	Exceeds	Meets
Constellation Schools: Puritas Community Middle	Meets	Exceeds	Exceeds	Meets
Constellation Schools: Stockyard Community Middle	Did Not Meet	Exceeds	Exceeds	Meets
Constellation Schools: Westpark Community Middle	Meets	Exceeds	Exceeds	Meets
Constellation Schools: Westside Community School of the Arts	Did Not Meet	Exceeds	Exceeds	Meets
Dohn Community High School	Meets	Exceeds	Exceeds	Meets

+Closed at the end of 2022-2023

*New start-up school in 2022-2023

^Transferred to another Sponsor at end of 2022-2023

**Table 1. Buckeye Community Hope Foundation
Summary of School Performance 2022-2023 School Year**

School Name	Academic Performance	Fiscal Performance	Organization & Operation	Legal Compliance
Eagle Elementary of Akron	Did Not Meet	Meets	Exceeds	Meets
Flex High School	Exceeds	Exceeds	Exceeds	Meets
Flex High School Cleveland	Meets	Exceeds	Exceeds	Meets
Focus Learning Academy of Southeastern Columbus	Exceeds	Exceeds	Exceeds	Meets
Focus Learning Academy of Southwest Columbus	Exceeds	Exceeds	Exceeds	Meets
Focus North High School	Exceeds	Exceeds	Did Not Meet	Meets
Global Ambassadors Language Academy	Exceeds	Exceeds	Exceeds	Meets
Great Western Academy	Exceeds	Exceeds	Exceeds	Meets
Hamilton County Mathematics and Science Academy	Exceeds	Meets	Exceeds	Did Not Meet
Horizon Science Academy Columbus Middle School	Meets	Exceeds	Exceeds	Meets
Horizon Science Academy Dayton Downtown	Meets	Exceeds	Exceeds	Meets
Horizon Science Academy Dayton High School	Meets	Exceeds	Exceeds	Meets
Horizon Science Academy Elementary	Exceeds	Exceeds	Exceeds	Meets
Horizon Science Academy Lorain	Exceeds	Exceeds	Exceeds	Meets
Horizon Science Academy Primary	Exceeds	Exceeds	Exceeds	Meets
Horizon Science Academy Youngstown	Exceeds	Exceeds	Exceeds	Meets
Imagine Akron Academy	Exceeds	Exceeds	Exceeds	Meets
Imagine Environmental Science Academy	Did Not Meet	Exceeds	Exceeds	Meets
International Academy	Exceeds	Exceeds	Meets	Meets
L. Hollingworth School for the Talented and Gifted	Exceeds	Exceeds	Exceeds	Meets
Lincoln Park Academy	Meets	Exceeds	Exceeds	Meets
Main Preparatory Academy	Exceeds	Meets	Exceeds	Meets

+Closed at the end of 2022-2023

*New start-up school in 2022-2023

^Transferred to another Sponsor at end of 2022-2023


**Table 1. Buckeye Community Hope Foundation
Summary of School Performance 2022-2023 School Year**

School Name	Academic Performance	Fiscal Performance	Organization & Operation	Legal Compliance
North Shore High School	Meets	Exceeds	Exceeds	Meets
Promise Academy	Meets	Meets	Meets	Meets
Riverscape Career Technical High School	Meets	Meets	Meets	Meets
Shepard School by Eagle	Did Not Meet	Did Not Meet	Exceeds	Meets
SMART Academy^	Did Not Meet	Exceeds	Meets	Meets
Stambaugh Charter Academy	Exceeds	Exceeds	Meets	Meets
Summit Academy Transitional High School- Columbus	Meets	Meets	Exceeds	Meets
Summit Academy Transitional High School- Dayton	Meets	Meets	Exceeds	Meets
The Academy for Urban Scholars	Meets	Exceeds	Exceeds	Meets
The Dayton School*	Exceeds	Meets	Meets	Did Not Meet
The Richland School of Academic Arts	Exceeds	Exceeds	Exceeds	Meets
Victory Academy Toledo*	Did Not Meet	Meets	Meets	Meets
Village Preparatory School: Woodland Hills Campus	Did Not Meet	Exceeds	Exceeds	Meets
Westside Academy	Exceeds	Meets	Meets	Meets
Youngstown Preparatory Academy	Did Not Meet	Did Not Meet	Meets	Did Not Meet

+Closed at the end of 2022-2023

*New start-up school in 2022-2023

^Transferred to another Sponsor at end of 2022-2023



Through our mission of **"Building Communities, Rebuilding Lives,"** we feel a call to provide students with access to build a successful future by providing them opportunities for a public education by ensuring there are quality school choices in the State of Ohio.

