Summit Academy Transition High School - Columbus
2521 Fairwood Avenue, Columbus, OH 43207-2712

Governing Authority Regular Meeting
Location: 2521 Fairwood Ave., Columbus, OH 43207
November 10, 2021 | 5:30PM

AGENDA

1. CALL TO ORDER/ROLL CALL

- Erin Bentz, President
- Brian McMichael, M.D., Vice President
- Terry Kleman, Secretary
- Anthon Brooks
- Derrick Wyman

2. APPROVAL OF AGENDA

3. APPROVAL OF MINUTES

- Regular Meeting-September 8, 2021

4. GENERAL ACTION ITEMS

- 2021-2022 Annual Review of Health and Safety
- 2020-2021 Annual Report
- 2021-2022 Substitute Requirements
- Monthly Residency Verifications – September and October

5. FINANCIAL REPORTS AND ACTION ITEMS

Fiscal Officer Report

- Action Item: Approval of Financials for August and September 2021
- Action Item: Approval of Scott Pittman as Fiscal Officer
- Action Item: Approval of David Hoskin as Fiscal Officer
- Action Item: Five Year Forecast – October Submission

6. REPORTS

- School Report
- Summit Academy Management Report
- Committee Reports – Subcommittee/Ambassador/Other
- Sponsor Report

7. OTHER BUSINESS

8. PUBLIC PARTICIPATION

9. ADJOURNMENT

Next Regular Meeting: January 13, 2022 | 2521 Fairwood Ave., Columbus 43207 | 5:30 PM

Joint Regular Meeting Minutes | September 8, 2021 | 5:30PM
Location: 2521 Fairwood Ave., Columbus, OH
Approved on November 10, 2021

Governing Authority Members Present:

- Erin Bentz, President
- Brian McMichael, M.D., Vice President Absent
- Terry Kleman, Secretary
- Erin Bentz
- Derrick Wyman

Administrative Support Personnel Present:

- Cheryl Elliott, Director (Elementary and Middle Schools)
- Trina Moore, Director (High School)
- Mark Michael, Vice President of Operations/General Counsel
- Chris Wheeler, Regional Director
- Nancy Butts, Executive Director of Compliance
- Kristie Miller, Compliance Administrator

Sponsor Representatives Present:

- Jennifer Little, ESC of Lake Erie West (Elementary and Middle Schools)
- Josh Gossett, Buckeye Community Hope Foundation (High School)

Joint Minutes for Summit Academy Community School – Columbus, Summit Academy Middle School – Columbus, and Summit Academy Transition High School - Columbus

Minutes

1. Call to Order/Roll Call
   - Mr. Brooks called the meeting to order at 5:33PM and called the roll.

2. Approval of Agenda
   - Mr. Kleman moved that Agenda be approved. The motion was seconded and carried unanimously.

3. Approval of Minutes
   - Mr. Wyman moved that the Minutes of the Regular Meeting held on July 21, 2021 be approved. The motion was seconded and carried unanimously.

4. General Action Items
   - Mr. Kleman moved that the Face Coverings (Masks) Policy be amended with the removal of the assistance of the police department. The amendment was seconded and carried unanimously.

- Mr. Wyman moved that the Face Coverings (Masks) Police be approved with the amendment. The motion was seconded and carried unanimously.
- Mr. Wyman moved that Restraint and Seclusion Policy be approved. The motion was seconded and carried unanimously.
- Mr. Kleman moved that the Complaint of Sexual Harassment Policy be approved. The motion was seconded and carried unanimously.
- Mr. Kleman moved that 2021-2022 EMIS Designee Appointment be approved. The motion was seconded and carried unanimously.
- Mr. Wyman moved that the Resolution and Monthly Residency Verification for August 2021 be approved. The motion was seconded and carried unanimously.
- Mr. Wyman 2021-2022 Student At-Risk for Not Qualifying for Diploma. The motion was seconded and carried unanimously.

5. Treasurer's Report/Financials and Fiscal Action Items
    - Mr. Kleman moved that the Financials for June and July 2021 be approved. The motion was seconded and carried unanimously.
    - Mr. Kleman moved for the Approval of Amber Shaeffer as Fiscal Officer. The motion was seconded and carried unanimously
    - Mr. Wyman moved for the approval of the 2021-2022 Annual Budget. The motion was seconded and carried unanimously.

6. Reports
    - Mrs. Moore presented the School Report. Staffing is an issue at the High School due to having three staff call in last week. Currently three positions need to be staffed.
    - Mr. Wheeler presented the School Report. Working very hard to fill open positions. The elementary/middle are currently closed due to illness.
    - Ms. Butts and Mr. Michael presented the Management Company Report. He mentioned the newly hired Treasurer and how the Company will be restructuring the needs of the Treasurer to be available for boards.
    - Board Discussed: They would like once a year in person (When the audit can be discussed), meeting reports remain and possibly attending online if questions need to be answered. Having a report (paragraph summarizing the financials) that the Treasurer pointed out what to look for, what changed etc.
    - Committee Reports: Subcommittee/Ambassador/Other-None
    - Ms. Little presented the Sponsor Report. Ms. Little introduced herself as the new sponsor representative. She reviewed the responsibilities of a Governing Authority Member. Sunshine Law Training will be held Saturday, October 18th. A financial review was completed, and no red flags were raised.
    - Mr. Gossett present the Sponsor Report. Leadership Summit is coming up for the 15th of September.

7. Other Business
    - None

8. Public Participation
    - None

9. Adjournment
    - Mr. Brooks adjourned the meeting at 6:27PM.

Signed:

_____
Governing Authority President/Secretary

GOVERNING AUTHORITY RESOLUTION
November 10, 2021

Resolved, the Governing Authority has conducted the annual review of the following Health and Safety Policies:

- Use of Medications
- Care of Students with Diabetes
- Health Examinations and Immunizations
- Peanut or Other Food Allergies
- Dangerous Weapons
- Visitors, Volunteers, and Guests
- OHSA/Bloodborne Pathogens Exposure Control Plan
- School Emergency Management Plan
- Prior Notification of Pesticide Application
- Wellness
- Food Sale Standards
- Head Lice
- Safety Drills
- Health Services
- Emergency Medical Procedures
- Emergency Medical Authorization
- Infectious Disease
- AIDS
- Bed Bug Infestations
- Facility Security
- Student Suicide
- Accidents to Students
- OSHA/PERRP Compliance/Risk Reduction Program
- Hazard Communication Plan
- Toxic Hazards and Asbestos Hazards
- Prevention of Lead Poisoning
- Food Services
- Free and Reduced-Price Meals
- Hand Washing
- Control of Communicable Diseases
- Possession and Use of Inhalers
- Possession and Use of Epinephrine Auto-Injectors
- AED/CPR Training
- Emergency Preparedness and Evacuation
- Use of Tobacco and Other Stimulants

- Access of Transgendered Individuals to Activities/Programs
- Reporting Child Abuse and Neglect
- Face Coverings (Masks)
- Remote Learning Plan
- Drug Prevention
- Materials Regarding Sexual Activity
- Harassment, Intimidation and Bullying

Signed:

_____

Governing Authority President/Representative

GOVERNING AUTHORITY RESOLUTION
November 10, 2021

Resolved, the Governing Authority hereby approves the attached annual report of the School's activities and progress in meeting academic goals, performance standards, and fiscal performance and authorizes the management company to finalize the report and submit it to the sponsor and parents of all students attending the school via email and/or posting on the School's website by the end of November 2021.

Signed:

_____

Governing Authority President/Representative

Summit Academy Transition High School - Columbus

2020-2021 Annual Report

Summit Academy
SCHOOLS
Learning Without Limits

SUMMIT ACADEMY TRANSITION HIGH SCHOOL – COLUMBUS

DIRECTOR'S MESSAGE

Dear Friends,

This has been a trying year in many aspects. We are in the middle of a pandemic and students and teachers had to quickly move to online learning. I thank my families and teachers for their hard work. Our teachers came up with creative ways to teach our students and our families worked hard to provide education to their children. We were truly grateful for our management company allowing the students to have Chromebooks this school year. It was a huge help for our students and teachers.

Our students were able to complete their district and statewide testing. Students were able to come into the school to complete their state testing. Districtwide testing was done on the students' Chromebooks. I would like to thank our special education department for their help in ensuring that IEP/ETR testing was complete. Our teachers, Interventions Specialist and Regional Special Education Director worked as a team to make sure we stayed in compliance this school year.

We look forward to going back to in person learning in the coming school year.

Sincerely,

Trina Moore
Principal

SCHOOL HIGHLIGHTS

Our school year started with students on remote learning. We were able to hand out Chromebooks and hotspots for all our students who needed them. This made learning easier for students and staff. Our teachers used Google Classroom for assignments, discussions, and feedback for the students. Classrooms used games for the students to play to enjoy learning such as Kahoot, GeoGuessr, Khan Academy, and many more. Teachers were able to give assistance to struggling students every Wednesday. Each teacher had office hours during which students could receive more assistance on their work. Our sponsor, Buckeye Hope Foundation, provided training on virtual learning for our staff to understand new strategies they could use during their lessons.

Our staff had professional development from Staff Development Educators. Our trainer was Dedra Stafford. She worked with us on classroom management, online learning, resources to assist teachers in the classroom and the jigsaw strategy. Our sponsor provided professional development on poverty and the student population. The special education department provided training on disproportionality. This is an area our school continues to work on along with our regional special education director. We ended our year with leadership training from Melissa Dickson on our 2021/2022 school year academic plans. It was an informative training and we left with a focus on detailed lesson planning and data-driven strategies. Buckeye Hope Foundation had a leadership training as well. We learned about working with our special needs and minority population. Our administrative team worked on ways to help students with their academics and district testing when students return.

Even though we are in a pandemic we had several activities for the students. We hosted a cooking and survival class online for all classes. We invited parents to join us. In class students learned how to make wings and pancakes. We provided them with the ingredients to make the dishes at home as a family. The survival kit included sanitizer, gloves, water, and community resources that families could use. We hosted a family night for the school. We had a speaker (Kenston Henderson Jr.) and he spoke to our families about diversity, inclusion, and equity. The speaker was online, but prior to the presentation we allowed our families to come to the school and get dinner and pick up school supplies (markers, white boards, pens, pencils, and notebooks).

Our school decided to bring students back in March in a hybrid model. Students had a choice as to whether they wanted to remain remote or come into the building. We had students in-person learning two days a week from 10 a.m. to 4:30 p.m. Our school provided an Extended Learning Opportunity for the students to receive help in math and reading. The Extended Learning Opportunity was held after school. We had 20 students who attended in-person learning. Our teachers felt it was easier having the students back in the building. It was exciting to see all our students.

Our senior class graduated on May 19, 2021. We had 13 graduates. Two graduates were certified at Columbus Downtown Career Center in counseling and construction. Our valedictorian plans to attend technical school and the salutatorian will attend a technical school to work on his acting skills. We are so proud of our seniors. Several are

planning to go to college, trade school, or get a job in their chosen career path. We ended our year with a picnic for our families on the last day of school. We had games, food, and many other activities for the families.



Music class



Therapeutic Martial Arts Class



In-person learning in the Math class

Graduation of the Class of 2021

SCHOOL DATA

IRN:	000614
AGE LEVELS SERVED:	13-22
HOURS OF INSTRUCTION:	8:00AM-3:00PM
SCHOOL TYPE:	Community School
STUDENT POPULATION:	56
ATTENDANCE RATE:	90.9%
SPONSOR:	Buckeye Community Hope Foundation

STUDENT DEMOGRAPHICS:

All of our students are considered "at-risk" of academic failure, due to the condition ADHD and /or Asperger's Disorder, which describes our target population.

SPECIFIC DEMOGRAPHIC DATA:

Black Non-Hispanic:	52.1%
White Non-Hispanic:	31.6%
Students With Disabilities:	70.6%
Economically Disadvantaged:	100%

SCHOOL MISSION STATEMENT:

Summit Academy Schools build hope, success, and well-being through education and advocacy for children with special needs.

BOARD MEMBERS:

Erin Bentz	President
Terry Kleman	Vice President
Dr. Brian McMichael, M.D.	Secretary
Anthon Brooks	
Derrick Wyman	

SCHOOL STAFF:

Mallory Boykin	Instructional Aide
Steven Gammet	Social Studies Teacher
Dudley Hadden	Scient Teacher/Intervention Specialist
Lisa Hall	Behavior Specialist/Performance Coach
Georges Jerome	Math Teacher
Darla Lipscomb	Administrative Assistant
Trina Moore	School Director
Barbara Rocchio	Literacy Coordinator/Title I Teacher
Hugh Smith	Music Teacher
Lillian Linfert	Social Studies Teacher
Nathaniel Tisdale	Martial Arts Teacher
Miguel Vasquesz	Data Coach
Jayne Wendle	Intervention Specialist
Robert Wood	Resource Room Teacher
Nathan Zoebel	English Teacher

SPONSOR STATEMENT ON COMPLIANCE:

Ohio Revised Code (ORC) 3314.03(D)(2) specifies that the sponsor of the school must "monitor and evaluate the academic and fiscal performance and the organization and operation of the community school on at least an annual basis."

Buckeye Community Hope Foundation (BCHF) bases its evaluation of school performance on each of the State required indicators and performance measures listed in the charter contract. BCHF monitors the performance of the community school thru attendance at board meetings, bi-monthly visits to the school, monthly reviews of financial reports and quarterly reviews of academic progress reports along with a number of other reports relative to the school's performance. Buckeye Community Hope Foundation served as the sponsor for Summit Academy Transition High School - Columbus during the 2020-2021 school year and found the school substantially compliant with the rules and regulations governing community schools and continually improving compliance in academics.

All community school sponsors are required to submit a written report of the evaluation results of the school's academic, financial, and organization performance as well as the school's legal compliance to the Ohio Department of Education and make the report available to parents of students enrolled in the community school. As such, an Annual Report regarding the performance of this school and other schools under the sponsorship of Buckeye Community Hope Foundation will be posted on our website www.buckeyehope.org, no later than November 30, 2021.

ACADEMIC PERFORMANCE

Every September, the Department of Education releases the "Local Report Card" for each school and district in Ohio. The Local Report Card measures how well students performed as measured by the state's performance standards. Due to the COVID-19 pandemic, state testing was not performed for the 2020-2021 school year. This means the majority of the Local Report Card data for the school is not reported. The School's performance against the standards including the applicable report card measures follows.

LOCAL REPORT CARD PERFORMANCE (STATE STANDARDS)

The School's performance reflected on the Local Report Card (State Standards) includes the following components: Overall School Grade; Achievement; Progress; Gap Closing; Graduation Rate; Improving At-Risk K-3 Readers; and, Prepared for Success. An analysis of the school performance for each component follows.

Overall School Grade

The State began reporting an overall school grade beginning with the 2017-2018 school year.

	2017-2018	2018-2019	2019-2020	2020-2021
Overall School Grade	F	F	NR	NR

Achievement

The Achievement component represents the number of students who passed the state's proficiency tests and how the students performed on the tests. The Achievement Component is comprised of two measures; Performance Index and Indicators Met. The Performance Index measures the test results of every student. The Indictors Met measures the percent of students who have passed state tests. Tests are reported for each student if a grade in subject. The state standard is for a school to achieve an 80% passage rate.

Achievement	2017-2018	2018-2019	2019-2020	2020-2021
Component Grade	F	F	NR	NR
Perform. Index (Pts.)	37.3	41.8	NR	41.1 NR
Indicators Met (%)	12.5	0	NR	0/0 NR

Progress

The Progress component looks closely at the growth that all students are making based on their past performances and end-of-course exams. A rating of "C" indicates that students generally achieved a full year of growth during the prior school year. Ratings of A or B indicate students achieved more than a full-year of growth and ratings of D or F indicate students did not achieve a full-year of growth during the prior school year.

Progress	2017-2018	2018-2019	2019-2020	2020-2021
Component Grade	C	F	NR	NR
Value Added (Overall)	D	F	NR	NR
Value Added (Gifted)	NR	NR	NR	NR
Value Added (Lowest 20% in Achievement)	C	F	NR	NR
Students' w/ Disabilities	C	F	NR	NR

Gap Closing

The Gap Closing component shows how well school are meeting performance expectations for the most vulnerable populations of students in English language arts, math, and graduation.

Gap Closing	2017-2018	2018-2019	2019-2020	2020-2021
Component Grade	F	F	NR	NR
Annual Measurable Objectives (%)	19.2	9.0	NR	NR

Graduation

The Graduation Rate component looks at the percent of students who are successfully finishing high school with a diploma in four or five years.

Graduation	2018-2019	2019-2020	2020-2021
Component Grade	F	NR	NR
4-Year Rate	70.6%	41.7%	80%
5-Year Rate	36.7%	80.0%	90%

Improving K-3 At-Risk Readers

The School does not serve Grades K-3.

Prepared for Success

The "Prepared for Success" component looks at how well-prepared Ohio's students are for future opportunities by looking at the number of students earning remediation free scores on all or part of the ACT or SAT, earned an honor's diploma, and/or earned industry credentials.

Prepared for Success	2017-2018	2018-2019	2019-2020	2020-2021
Component Grade	F	F	NR	NR

SUMMIT ACADEMY TRANSITION HIGH SCHOOL - COLUMBUS
FRANKLIN COUNTY, OHIO

Selected Financial Information
For the Fiscal Years Ended June 30, 2020 and 2021
(Unaudited)*

	2020	2021
Operating Revenues:		
State Foundation	$ 937,339	$ 822,703
State and Federal Grants	277,346	215,842
Medicaid Revenue	39,419	-
Private Donations	-	-
Classroom Materials and Supplies	1,231	2,779
Food Service	-	1,133
Other Revenue	19,383	13,229
Interest on Investment	0	0
Total Operating Revenues	1,274,718	1,055,686
Operating Expenses:		
Management Fee Expense	838,176	1,134,331
Staffing Expenses	0	0
Other Expenses	-	-
Total Operating Expenses	838,176	1,134,331
Net Profit (Loss)	$ 436,542	$ (78,645)
Net Assets:		
Total Assets	514,970	514,970
Total Liabilities	3,086,053	3,086,053
Total Net Assets	$ (2,571,083)	$ (2,571,083)

** The Ohio Auditor of State audited the financial statements of the school as of, and for the year ended, June 30, 2020. The Auditor's report dated April 1st, 2021 indicated that the financial statements were fairly presented in conformity with accounting principles generally accepted in the United States of America. The report is available at the Auditor's website or through Summit Academy Management. The audit as of, and for the year ended, June 30, 2021 is in process. Due to the implementation of GASB 68, the school shows a negative Net Asset amount for fiscal year end. As of the date of the annual report, the GAAP financial statements have not been prepared, therefore, total assets and liabilities remain the same as the prior year.*

Summit Academy Transition High School - Columbus
2521 Fairwood Avenue, Columbus, OH 43207-2712

GOVERNING AUTHORITY RESOLUTION
November 10, 2021

Resolved, pursuant to recently enacted legislation, the Governing Authority hereby sets the following qualifications for substitutes employed to work in the school for the 2021-2022 school year. Each substitute shall have a high school diploma and successfully complete a criminal background check. In addition, each substitute shall have good moral character, a positive attitude, and related experience as deemed by the principal.

Signed:

_____
Governing Authority President/Representative

GOVERNING AUTHORITY RESOLUTION
November 10, 2021

Resolved, the Governing Authority hereby approved the attached Monthly Residency Verifications for September and October 2021.

Signed:

_____
Governing Authority President/Representative

Summit Academy
SCHOOLS

MONTHLY RESIDENCY VERIFICATION FORM FOR BOARD APPROVAL

Month and Year: Sept. 2021

Official School Name: Summit Academy TR HS. Columbus.

Each community school is required to perform annual and monthly residency verification checks pursuant to law and the Board's policies. The Board is required to review these forms at each meeting.

ANNUAL PROOF OF RESIDENCY IN FILE

Note date and type of proof submitted to the school.

FIRST STUDENT

Date: 8/15/21 Type: Columbia Gas dated 7/21

SECOND STUDENT

Date: 8/19/21 Type: AEP Bill dated 7/21

MONTHLY VERFICATION

Note method of verification & details of contract. ***NO*** *names, only confirming statements.*

FIRST STUDENT

Date: 9/1/21 Details: In Person

SECOND STUDENT

Date: 9/1/21 Details: In Person

ADDRESS VERFICATION

FIRST STUDENT

Current Address Verified: ☑ Yes ☐ No New Address: ☐ Yes ☐ No

SECOND STUDENT

Current Address Verified: ☑ Yes ☐ No New Address: ☐ Yes ☐ No

Completed By Signature: Darla Lipscomb

Completed By Printed: Darla Lipscomb Date: 9/1/21

Director Signature: Tina Moore

Director Printed: Trina Moore Date: 9/1/21

REVISED 3/2019

Summit Academy
SCHOOLS

MONTHLY RESIDENCY VERIFICATION FORM FOR BOARD APPROVAL

Month and Year: October 2021

Official School Name: Summit Academy TR HS Columbus

Each community school is required to perform annual and monthly residency verification checks pursuant to law and the Board's policies. The Board is required to review these forms at each meeting.

ANNUAL PROOF OF RESIDENCY IN FILE

Note date and type of proof submitted to the school.

FIRST STUDENT
Date: 8/17/21 Type: Columbia Gas dated Aug. 2021

SECOND STUDENT
Date: 8/16/21 Type: Columbia Gas dated Aug. 2021

MONTHLY VERFICATION

Note method of verification & details of contract. ***NO*** *names, only confirming statements.*

FIRST STUDENT
Date: 10/5/2021 Details: Telephone Call

SECOND STUDENT
Date: 10/5/2021 Details: Telephone Call

ADDRESS VERFICATION

FIRST STUDENT
Current Address Verified: ☑ Yes ☐ No New Address: ☐ Yes ☐ No

SECOND STUDENT
Current Address Verified: ☑ Yes ☐ No New Address: ☐ Yes ☐ No

Completed By Signature: Darla J. Lipscomb
Completed By Printed: Darla J. Lipscomb Date: 10/5/21

Director Signature: Trina Moore 10/5/21
Director Printed: Trina Moore Date: 10/5/21

REVISED 3/2019

Summit Academy SCHOOLS

Monthly Financial Report
School: Columbus Transition High School
Fiscal Year 2022 **Month** AUGUST

320	FY2022 BUDGET	JUL	AUG	SEPT	OCT	NOV	DEC	JAN	FEB	MAR	APR	MAY	JUNE	FYTD	% of BUDGET
ENROLLMENT:															
Total Student FTE (CS Funding Reports)	56.00	55.91	55.91											55.91	100%
REVENUES: OPERATIONAL															
State Foundation and Casino Payments (3110, 3190, 3211)	$798,101	$64,922	$67,868	$0	$0	$0	$0	$0	$0	$0	$0	$0	$0	$132,790	17%
Food Services (Fund 006) (LUNCHROOM)	$31,987	$1,303	$586	$0	$0	$0	$0	$0	$0	$0	$0	$0	$0	$1,889	6%
Grants (Federal, State, Local)	$209,514	$17,842	$0	$0	$0	$0	$0	$0	$0	$0	$0	$0	$0	$17,842	9%
Other Operating Revenue (1410,18xx, student fees, etc.)	$30,957	$1,102	$4,741	$0	$0	$0	$0	$0	$0	$0	$0	$0	$0	$5,843	19%
TOTAL OPERATIONAL REVENUE	**$1,070,559.36**	**$85,169**	**$73,194**	**$0**	**$0**	**$0**	**$0**	**$0**	**$0**	**$0**	**$0**	**$0**	**$0**	**$158,363**	15%
EXPENDITURES: OPERATIONAL															
Personnel Services (Salaries & Wages)	$322,713	$23,966	$36,953	$0	$0	$0	$0	$0	$0	$0	$0	$0	$0	$60,919	19%
Fringe Benefits	$ 130,872.01	$8,634	$9,939	$0	$0	$0	$0	$0	$0	$0	$0	$0	$0	$18,574	14%
Purchased Services - (Non-Employees)	$ 103,463.63	$972	$26,114	$0	$0	$0	$0	$0	$0	$0	$0	$0	$0	$27,086	26%
Purchased Services - Management Company Fees	$286,441	$14,515	$0	$0	$0	$0	$0	$0	$0	$0	$0	$0	$0	$14,515	5%
Purchased Services - Federal Funded Salaries & Benefits	$0	$19,474	$0	$0	$0	$0	$0	$0	$0	$0	$0	$0	$0	$19,474	0%
Purchased Services - Treasurer's Fees	$0	$0	$0	$0	$0	$0	$0	$0	$0	$0	$0	$0	$0	$0	0%
Purchased Services - Sponsorship Fees	$23,127	$1,946	$1,959	$0	$0	$0	$0	$0	$0	$0	$0	$0	$0	$3,904	17%
Utilities (Electric, Gas, Telephone, Internet, etc)	$ 23,255.00	$1,178	$1,541	$0	$0	$0	$0	$0	$0	$0	$0	$0	$0	$2,719	12%
Equipment Lease (Copiers, Computers, Vehicles, etc.)	$4,812	$401	$100	$0	$0	$0	$0	$0	$0	$0	$0	$0	$0	$501	10%
Rent / Lease (Building / Facility)	$0	$0	$0	$0	$0	$0	$0	$0	$0	$0	$0	$0	$0	$0	0%
Repairs and Maintenance	$ 52,529.80	$5,656	$4,400	$0	$0	$0	$0	$0	$0	$0	$0	$0	$0	$10,056	19%
Materials, Supplies & Textbooks	$ 42,828.16	$0	$6,436	$0	$0	$0	$0	$0	$0	$0	$0	$0	$0	$6,436	15%
Capital Outlay (Equip. buses, etc.)	$ 41,350.25	$0	$0	$0	$0	$0	$0	$0	$0	$0	$0	$0	$0	$0	0%
All Other Objects	$ 10,415.00	$1,327	$2,795	$0	$0	$0	$0	$0	$0	$0	$0	$0	$0	$4,122	40%
TOTAL OPERATIONAL EXPENDITURES	**$1,041,807.13**	**$78,069**	**$90,238**	**$0**	**$0**	**$0**	**$0**	**$0**	**$0**	**$0**	**$0**	**$0**	**$0**	**$168,307**	16%
TOTAL EXCESS OR (SHORTFALL)	**$28,752**	**$7,100**	**($17,043)**	**$0**	**$0**	**$0**	**$0**	**$0**	**$0**	**$0**	**$0**	**$0**	**$0**	**($9,944)**	-35%
REVENUE PER STUDENT	**$19,117.13**	**$1,523**	**$1,309**											**$2,832**	
EXPENSE PER STUDENT	**$18,603.70**	**$1,396**	**$1,614**											**$3,010**	
TOTAL EXCESS OR (SHORTFALL) PER STUDENT	**$513**	**$127**	**($305)**											**($178)**	

based on current enrollment

CASH													
Cash Balance - Beginning of Month		$ -	$ -	$ -	$ -	$ -	$ -	$ -	$ -	$ -	$ -	$ -	$ -
Credits		$ 77,584	$ 65,608	$ -	$ -	$ -	$ -	$ -	$ -	$ -	$ -	$ -	$ -
Debits		$ (77,584)	$ (65,608)	$ -	$ -	$ -	$ -	$ -	$ -	$ -	$ -	$ -	$ -
Cash Balance - End of Month		$ -	$ -	$ -	$ -	$ -	$ -	$ -	$ -	$ -	$ -	$ -	$ -

BANK RECONCILATION COMPLETED? (YES/NO)		Yes	Yes										

FEDERAL FUNDS

Fund	Budgeted Revenue	YTD Revenue	% of Budget	Fund	Budgeted Revenue	YTD Revenue	% of Budget
CRF FY2021	$ -	$ -	0%	**SQIG FT2021**	$ -	$ -	0%
ECSE FY2022	$ -	$ -	0%	**SQIG FY2022**	$ 69,750.00	$ -	0%
ECSE FY2021	$ -	$ -	0%	**STATE CONNECTIVITY GT**	$ 1,800.00	$ -	0%
ESSER II FY2022	$ -	$ -	0%	**STDT WELLNESS & SUCCESS**	$ 45,720.00	$ -	0%
ESSER FY2021	$ -	$ 13,694.59	0%	**STRIVING READERS FY2022**	$ -	$ -	0%
EXP OP GRANT	$ 963.87	$ -	0%	**STRIVING READERS FY2021**	$ -	$ -	0%
IDEA B FY2022	$ 31,345.94	$ -	0%	**TITLE 1 FY2021**	$ -	$ -	0%
IDEA B FY2021	$ -	$ -	0%	**TITLE 1 NEGLECTED FY2021**	$ -	$ -	0%
MISC. STATE GRANTS FY22	$ 2,500.00	$ -	0%	**TITLE I NEGLECTED FY2022**	$ -	$ -	0%
MISC. STATE GRANTS FY21	$ -	$ -	0%	**TITLE I FY2022**	$ 44,462.20	$ -	0%
NC SSI FY2021	$ -	$ -	0%	**TITLE IIA FY2022**	$ 2,936.42	$ -	0%
OHCLI	$ -	$ -	0%	**TITLE IIA FY2021**	$ -	$ 4,147.00	0%
SIG FY2022	$ -	$ -	0%	**TITLE IV FY2022**	$ 10,035.31	$ -	0%
SIG FY2021	$ -	$ -	0%	**TITLE IV FY2021**	$ -	$ -	0%

Total YTD Grant Revenue	**$ 17,841.59**
	$ -

SAM - Expenditure Transaction Report

COLTRA **$ 90,237.70**

Transaction Number	Fiscal Year	Period	Transaction Code	Transaction Code Description	Budget Unit	School Code	Account Code	Account Title	Transaction Date	Transaction Amount	Vendor Name	Transaction Code Description
284894	22	2	22	Payroll Interface and Manual Payroll	0010000110032000	320	111	REGULAR SALARY	09/09/2021	$10,500.73		Payroll Interface and Manual Payroll
286953	22	2	22	Payroll Interface and Manual Payroll	0010000242132000	320	111	REGULAR SALARY	09/09/2021	$4,727.55		Payroll Interface and Manual Payroll
284979	22	2	22	Payroll Interface and Manual Payroll	5072021113032000	320	111	REGULAR SALARY	09/09/2021	$1,031.25		Payroll Interface and Manual Payroll
285001	22	2	22	Payroll Interface and Manual Payroll	0010000242132000	320	111	REGULAR SALARY	09/09/2021	$3,689.43		Payroll Interface and Manual Payroll
287063	22	2	22	Payroll Interface and Manual Payroll	4670000242132000	320	111	REGULAR SALARY	09/09/2021	$826.62		Payroll Interface and Manual Payroll
287115	22	2	22	Payroll Interface and Manual Payroll	5722022220032000	320	111	REGULAR SALARY	09/09/2021	$293.13		Payroll Interface and Manual Payroll
284964	22	2	22	Payroll Interface and Manual Payroll	4670000242132000	320	111	REGULAR SALARY	09/09/2021	$826.62		Payroll Interface and Manual Payroll
286937	22	2	22	Payroll Interface and Manual Payroll	0010000110032000	320	111	REGULAR SALARY	09/09/2021	$9,852.52		Payroll Interface and Manual Payroll
287117	22	2	22	Payroll Interface and Manual Payroll	0010000113032000	320	111	REGULAR SALARY	09/09/2021	$291.66		Payroll Interface and Manual Payroll
287076	22	2	22	Payroll Interface and Manual Payroll	5072021113032000	320	111	REGULAR SALARY	09/09/2021	$1,051.88		Payroll Interface and Manual Payroll
287116	22	2	22	Payroll Interface and Manual Payroll	5722022110032000	320	111	REGULAR SALARY	09/09/2021	$977.08		Payroll Interface and Manual Payroll
287031	22	2	22	Payroll Interface and Manual Payroll	0010000242132000	320	141	NON-CERT REGULAR SALARY	09/09/2021	$1,429.73		Payroll Interface and Manual Payroll
284929	22	2	22	Payroll Interface and Manual Payroll	0010000242132000	320	141	NON-CERT REGULAR SALARY	09/09/2021	$1,346.40		Payroll Interface and Manual Payroll
287077	22	2	22	Payroll Interface and Manual Payroll	0010000110032000	320	141	NON-CERT REGULAR SALARY	09/09/2021	$41.67		Payroll Interface and Manual Payroll
285064	22	2	22	Payroll Interface and Manual Payroll	0010000231032000	320	141	NON-CERT REGULAR SALARY	09/09/2021	$66.66		Payroll Interface and Manual Payroll
286170	22	2	22	Payroll Interface and Manual Payroll	0010000113032000	320	211	STRS-EMPLOYER'S SHARE	09/09/2021	$40.84		Payroll Interface and Manual Payroll
286172	22	2	22	Payroll Interface and Manual Payroll	5722022110032000	320	211	STRS-EMPLOYER'S SHARE	09/09/2021	$136.79		Payroll Interface and Manual Payroll
283686	22	2	22	Payroll Interface and Manual Payroll	0010000242132000	320	211	STRS-EMPLOYER'S SHARE	09/09/2021	$516.52		Payroll Interface and Manual Payroll
286634	22	2	22	Payroll Interface and Manual Payroll	0010000110032000	320	211	STRS-EMPLOYER'S SHARE	09/09/2021	$1,359.87		Payroll Interface and Manual Payroll
284630	22	2	22	Payroll Interface and Manual Payroll	4670000242132000	320	211	STRS-EMPLOYER'S SHARE	09/09/2021	$115.73		Payroll Interface and Manual Payroll
286174	22	2	22	Payroll Interface and Manual Payroll	5722022220032000	320	211	STRS-EMPLOYER'S SHARE	09/09/2021	$41.04		Payroll Interface and Manual Payroll
283484	22	2	22	Payroll Interface and Manual Payroll	0010000110032000	320	211	STRS-EMPLOYER'S SHARE	09/09/2021	$1,442.39		Payroll Interface and Manual Payroll
285868	22	2	22	Payroll Interface and Manual Payroll	4670000242132000	320	211	STRS-EMPLOYER'S SHARE	09/09/2021	$115.72		Payroll Interface and Manual Payroll
286184	22	2	22	Payroll Interface and Manual Payroll	0010000242132000	320	211	STRS-EMPLOYER'S SHARE	09/09/2021	$661.86		Payroll Interface and Manual Payroll
285680	22	2	22	Payroll Interface and Manual Payroll	0010000242132000	320	221	SERS-EMPLOYER'S SHARE	09/09/2021	$200.16		Payroll Interface and Manual Payroll
284066	22	2	22	Payroll Interface and Manual Payroll	0010000242132000	320	221	SERS-EMPLOYER'S SHARE	09/09/2021	$188.50		Payroll Interface and Manual Payroll
284710	22	2	22	Payroll Interface and Manual Payroll	5072021113032000	320	221	SERS-EMPLOYER'S SHARE	09/09/2021	$144.38		Payroll Interface and Manual Payroll
285944	22	2	22	Payroll Interface and Manual Payroll	0010000110032000	320	221	SERS-EMPLOYER'S SHARE	09/09/2021	$5.83		Payroll Interface and Manual Payroll
285946	22	2	22	Payroll Interface and Manual Payroll	5072021113032000	320	221	SERS-EMPLOYER'S SHARE	09/09/2021	$147.27		Payroll Interface and Manual Payroll
283840	22	2	22	Payroll Interface and Manual Payroll	0010000231032000	320	223	SOCIAL SECURITY	09/09/2021	$4.14		Payroll Interface and Manual Payroll
283486	22	2	22	Payroll Interface and Manual Payroll	0010000110032000	320	241	MEDICAL/HOSPITALIZATION	09/09/2021	$1,566.97		Payroll Interface and Manual Payroll
284632	22	2	22	Payroll Interface and Manual Payroll	0010000242132000	320	241	MEDICAL/HOSPITALIZATION	09/09/2021	$125.60		Payroll Interface and Manual Payroll
285870	22	2	22	Payroll Interface and Manual Payroll	0010000242132000	320	241	MEDICAL/HOSPITALIZATION	09/09/2021	$125.60		Payroll Interface and Manual Payroll
284634	22	2	22	Payroll Interface and Manual Payroll	4670000242132000	320	241	MEDICAL/HOSPITALIZATION	09/09/2021	$125.60		Payroll Interface and Manual Payroll
285872	22	2	22	Payroll Interface and Manual Payroll	4670000242132000	320	241	MEDICAL/HOSPITALIZATION	09/09/2021	$125.60		Payroll Interface and Manual Payroll
286636	22	2	22	Payroll Interface and Manual Payroll	0010000110032000	320	241	MEDICAL/HOSPITALIZATION	09/09/2021	$770.28		Payroll Interface and Manual Payroll
284712	22	2	22	Payroll Interface and Manual Payroll	5072021113032000	320	241	MEDICAL/HOSPITALIZATION	09/09/2021	$412.25		Payroll Interface and Manual Payroll
285948	22	2	22	Payroll Interface and Manual Payroll	5072021113032000	320	241	MEDICAL/HOSPITALIZATION	09/09/2021	$412.25		Payroll Interface and Manual Payroll
284636	22	2	22	Payroll Interface and Manual Payroll	4670000242132000	320	242	LIFE INSURANCE	09/09/2021	$0.39		Payroll Interface and Manual Payroll
284714	22	2	22	Payroll Interface and Manual Payroll	5072021113032000	320	242	LIFE INSURANCE	09/09/2021	$0.79		Payroll Interface and Manual Payroll
285874	22	2	22	Payroll Interface and Manual Payroll	4670000242132000	320	242	LIFE INSURANCE	09/09/2021	$0.37		Payroll Interface and Manual Payroll
285950	22	2	22	Payroll Interface and Manual Payroll	5072021113032000	320	242	LIFE INSURANCE	09/09/2021	$0.76		Payroll Interface and Manual Payroll
286638	22	2	22	Payroll Interface and Manual Payroll	0010000110032000	320	242	LIFE INSURANCE	09/09/2021	$4.59		Payroll Interface and Manual Payroll
286186	22	2	22	Payroll Interface and Manual Payroll	0010000242132000	320	242	LIFE INSURANCE	09/09/2021	$2.51		Payroll Interface and Manual Payroll
283488	22	2	22	Payroll Interface and Manual Payroll	0010000110032000	320	242	LIFE INSURANCE	09/09/2021	$5.85		Payroll Interface and Manual Payroll
283688	22	2	22	Payroll Interface and Manual Payroll	0010000242132000	320	242	LIFE INSURANCE	09/09/2021	$2.49		Payroll Interface and Manual Payroll
284716	22	2	22	Payroll Interface and Manual Payroll	5072021113032000	320	249	CERTIFIED OTHER INS BEN.	09/09/2021	$13.67		Payroll Interface and Manual Payroll
285166	22	2	22	Payroll Interface and Manual Payroll	0010000113032000	320	249	CERTIFIED OTHER INS BEN.	09/09/2021	$4.22		Payroll Interface and Manual Payroll
285170	22	2	22	Payroll Interface and Manual Payroll	5722022220032000	320	249	CERTIFIED OTHER INS BEN.	09/09/2021	$4.25		Payroll Interface and Manual Payroll
285952	22	2	22	Payroll Interface and Manual Payroll	5072021113032000	320	249	CERTIFIED OTHER INS BEN.	09/09/2021	$14.01		Payroll Interface and Manual Payroll
286188	22	2	22	Payroll Interface and Manual Payroll	0010000242132000	320	249	CERTIFIED OTHER INS BEN.	09/09/2021	$88.65		Payroll Interface and Manual Payroll
283690	22	2	22	Payroll Interface and Manual Payroll	0010000242132000	320	249	CERTIFIED OTHER INS BEN.	09/09/2021	$72.43		Payroll Interface and Manual Payroll
286640	22	2	22	Payroll Interface and Manual Payroll	0010000110032000	320	249	CERTIFIED OTHER INS BEN.	09/09/2021	$139.19		Payroll Interface and Manual Payroll
283846	22	2	22	Payroll Interface and Manual Payroll	0010000231032000	320	249	CERTIFIED OTHER INS BEN.	09/09/2021	$0.98		Payroll Interface and Manual Payroll
285168	22	2	22	Payroll Interface and Manual Payroll	5722022110032000	320	249	CERTIFIED OTHER INS BEN.	09/09/2021	$14.17		Payroll Interface and Manual Payroll
283490	22	2	22	Payroll Interface and Manual Payroll	0010000110032000	320	249	CERTIFIED OTHER INS BEN.	09/09/2021	$144.69		Payroll Interface and Manual Payroll
284638	22	2	22	Payroll Interface and Manual Payroll	4670000242132000	320	249	CERTIFIED OTHER INS BEN.	09/09/2021	$11.39		Payroll Interface and Manual Payroll

SAM - Expenditure Transaction Report

COLTRA **$ 90,237.70**

Transaction Number	Fiscal Year	Period	Transaction Code	Transaction Code Description	Budget Unit	School Code	Account Code	Account Title	Transaction Date	Transaction Amount	Vendor Name	Transaction Code Description
285876	22	2	22	Payroll Interface and Manual Payroll	4670000242132000	320	249	CERTIFIED OTHER INS BEN.	09/09/2021	$11.44		Payroll Interface and Manual Payroll
281671	22	2	21	Accounts Payable	0010000215132000	320	413	HEALTH SERVICES	09/03/2021	$65.52	SHC SERVICES INC	Accounts Payable
280289	22	2	21	Accounts Payable	0010000250032000	320	415	MANAGEMENT SERVICES	08/27/2021	$1,958.66	BUCKEYE COMMUNITY HOPE	Accounts Payable
281548	22	2	21	Accounts Payable	0010000296032000	320	416	DATA PROCESSING SERVICES	09/03/2021	$220.42	BLUE TECH_SMART SOLUTIONS	Accounts Payable
278843	22	2	21	Accounts Payable	0010000296032000	320	416	DATA PROCESSING SERVICES	08/13/2021	$1,092.77	CDW-G	Accounts Payable
281657	22	2	21	Accounts Payable	0010000219032000	320	419	OTHER PROF. & TECH. SERV.	09/03/2021	$20.00	ANDREA DEJACIMO	Accounts Payable
279570	22	2	21	Accounts Payable	0010000250032000	320	419	OTHER PROF. & TECH. SERV.	08/20/2021	$47.09	HEALTHCARE BILLING SRVCS INC.	Accounts Payable
281702	22	2	21	Accounts Payable	0010000270032000	320	423	REPAIRS & MAINTENANCE	09/03/2021	$50.24	JOHNSON CONTROLS SECURITY SYSTEMS	Accounts Payable
278821	22	2	21	Accounts Payable	0010000276032000	320	423	REPAIRS & MAINTENANCE	08/13/2021	$10.00	GARBER ELECTRICAL CONTRACTORS INC	Accounts Payable
278467	22	2	21	Accounts Payable	0010000270032000	320	423	REPAIRS & MAINTENANCE	08/06/2021	$4,249.24	TDG FACILITIES SERVICES	Accounts Payable
281143	22	2	21	Accounts Payable	0010000296032000	320	426	LEASE PURCHASE AGREEMENTS	08/31/2021	$100.10	HP FINANCIAL SERVICES	Accounts Payable
281571	22	2	21	Accounts Payable	0010000296032000	320	429	OTHER PROPERTY SERVICE	09/03/2021	$85.71	BLUE TECHNOLOGIES	Accounts Payable
278868	22	2	21	Accounts Payable	0010000296032000	320	429	OTHER PROPERTY SERVICE	08/13/2021	$4.88	BLUE TECHNOLOGIES	Accounts Payable
278787	22	2	21	Accounts Payable	0010000110032000	320	432	MEETING/REGISTRATION	08/13/2021	$4.43	MARIA COLLINS	Accounts Payable
281524	22	2	21	Accounts Payable	0010000296032000	320	441	TELEPHONE SERVICE	09/03/2021	$157.53	TIME WARNER CABLE	Accounts Payable
281532	22	2	21	Accounts Payable	0010000296032000	320	441	TELEPHONE SERVICE	09/03/2021	$64.34	AT T	Accounts Payable
281603	22	2	21	Accounts Payable	0010000296032000	320	441	TELEPHONE SERVICE	09/03/2021	$60.00	VERIZON WIRELESS	Accounts Payable
278511	22	2	21	Accounts Payable	0010000296032000	320	441	TELEPHONE SERVICE	08/06/2021	$157.53	TIME WARNER CABLE	Accounts Payable
278519	22	2	21	Accounts Payable	0010000296032000	320	441	TELEPHONE SERVICE	08/06/2021	$103.30	AT T	Accounts Payable
278546	22	2	21	Accounts Payable	0010000296032000	320	441	TELEPHONE SERVICE	08/06/2021	$60.00	VERIZON WIRELESS	Accounts Payable
280271	22	2	21	Accounts Payable	0010000270032000	320	451	ELECTRICITY	08/27/2021	$615.11	AMERICAN ELECTRIC POWER	Accounts Payable
278832	22	2	21	Accounts Payable	0010000270032000	320	452	WATER AND SEWAGE	08/13/2021	$252.25	CITY OF COLUMBUS	Accounts Payable
280260	22	2	21	Accounts Payable	0010000270032000	320	453	GAS	08/27/2021	$71.25	COLUMBIA GAS	Accounts Payable
281643	22	2	21	Accounts Payable	0060000312032000	320	462	CONTRACTED FOOD SERVICES	09/03/2021	$1,850.00	HIMES VENDING INC.	Accounts Payable
280347	22	2	21	Accounts Payable	0060000312032000	320	462	CONTRACTED FOOD SERVICES	08/27/2021	$995.00	HIMES VENDING INC.	Accounts Payable
281680	22	2	21	Accounts Payable	0010000110032000	320	511	CLASSROOM SUPPLIES	09/03/2021	$607.19	STAPLES ADVANTAGE	Accounts Payable
281681	22	2	21	Accounts Payable	0010000110032000	320	511	CLASSROOM SUPPLIES	09/03/2021	$227.68	STAPLES ADVANTAGE	Accounts Payable
280335	22	2	21	Accounts Payable	0010000110032000	320	511	CLASSROOM SUPPLIES	08/27/2021	$2,942.15	RENAISSANCE	Accounts Payable
278807	22	2	21	Accounts Payable	0010000110032000	320	511	CLASSROOM SUPPLIES	08/13/2021	$2,441.25	SCHOOL SPECIALTY	Accounts Payable
278594	22	2	21	Accounts Payable	0010000110032000	320	511	CLASSROOM SUPPLIES	08/06/2021	$49.26	NASCO	Accounts Payable
279538	22	2	21	Accounts Payable	0010000110032000	320	512	OFFICE SUPPLIES	08/20/2021	$54.33	STAPLES ADVANTAGE	Accounts Payable
279539	22	2	21	Accounts Payable	0010000110032000	320	512	OFFICE SUPPLIES	08/20/2021	$114.41	STAPLES ADVANTAGE	Accounts Payable
281117	22	2	21	Accounts Payable	4992021276032000	320	644	TECHNICAL EQUIPMENT	08/31/2021	$0.00	CLEARVIEW TINTING LLC	Accounts Payable
281116	22	2	21	Accounts Payable	0010000270032000	320	644	TECHNICAL EQUIPMENT	08/31/2021	$0.00	CLEARVIEW TINTING LLC	Accounts Payable
282025	22	2	24	Receipts	0010000250032000	320	848	BANK CHARGES	09/07/2021	($1.72)		Receipts
279356	22	2	21	Accounts Payable	0010000250032000	320	855	FIRE & EXTENDED COV INS	08/20/2021	$3.63	HUNTINGTON INSURANCE INC	Accounts Payable
279404	22	2	21	Accounts Payable	0010000250032000	320	855	FIRE & EXTENDED COV INS	08/20/2021	$29.55	HUNTINGTON INSURANCE INC	Accounts Payable
279431	22	2	21	Accounts Payable	0010000250032000	320	855	FIRE & EXTENDED COV INS	08/20/2021	$560.83	HUNTINGTON INSURANCE INC	Accounts Payable
279366	22	2	21	Accounts Payable	0010000250032000	320	855	FIRE & EXTENDED COV INS	08/20/2021	$6.84	HUNTINGTON INSURANCE INC	Accounts Payable
279434	22	2	21	Accounts Payable	0010000250032000	320	855	FIRE & EXTENDED COV INS	08/20/2021	$683.50	HUNTINGTON INSURANCE INC	Accounts Payable
279440	22	2	21	Accounts Payable	0010000250032000	320	855	FIRE & EXTENDED COV INS	08/20/2021	$756.00	HUNTINGTON INSURANCE INC	Accounts Payable
279437	22	2	21	Accounts Payable	0010000250032000	320	855	FIRE & EXTENDED COV INS	08/20/2021	$753.23	HUNTINGTON INSURANCE INC	Accounts Payable
90922	22	2	19	Journal Entries	0010000242132000	320	211	2209FOUNDRECON	09/09/2021	$123.25	2209FOUNDRECON	Journal Entries
90922	22	2	19	Journal Entries	0010000242132000	320	221	2209FOUNDRECON	09/09/2021	$87.15	2209FOUNDRECON	Journal Entries
90922	22	2	19	Journal Entries	0010000110032000	320	211	2209FOUNDRECON	09/09/2021	$293.10	2209FOUNDRECON	Journal Entries
90922	22	2	19	Journal Entries	0010000113032000	320	211	2209FOUNDRECON	09/09/2021	$4.27	2209FOUNDRECON	Journal Entries
90922	22	2	19	Journal Entries	4670000242132000	320	211	2209FOUNDRECON	09/09/2021	$24.21	2209FOUNDRECON	Journal Entries
90922	22	2	19	Journal Entries	5722022110032000	320	211	2209FOUNDRECON	09/09/2021	$14.31	2209FOUNDRECON	Journal Entries
90922	22	2	19	Journal Entries	5722022220032000	320	211	2209FOUNDRECON	09/09/2021	$4.29	2209FOUNDRECON	Journal Entries
90922	22	2	19	Journal Entries	0010000110032000	320	221	2209FOUNDRECON	09/09/2021	$4.76	2209FOUNDRECON	Journal Entries
90922	22	2	19	Journal Entries	5072021113032000	320	221	2209FOUNDRECON	09/09/2021	$65.40	2209FOUNDRECON	Journal Entries
90922	22	2	19	Journal Entries	0010000250032000	320	414	COLTRA FEE AUG - SCHOOL	09/09/2021	$21,818.50	COLTRA FEE AUG - SCHOOL	Journal Entries

Summit Academy SCHOOLS

Monthly Financial Report
School: Columbus Transition High School
Fiscal Year 2022 **Month** September

320	FY2022 BUDGET	JUL	AUG	SEPT	OCT	NOV	DEC	JAN	FEB	MAR	APR	MAY	JUNE	FYTD	% of BUDGET
ENROLLMENT:															
Total Student FTE (CS Funding Reports)	56.00	55.91	55.91	55.91										55.91	100%
REVENUES: OPERATIONAL															
State Foundation and Casino Payments (3110, 3190, 3211)	$798,101	$64,922	$67,868	$71,352	$0	$0	$0	$0	$0	$0	$0	$0	$0	$204,142	26%
Food Services (Fund 006) (LUNCHROOM)	$31,987	$1,303	$586	$0	$0	$0	$0	$0	$0	$0	$0	$0	$0	$1,889	6%
Grants (Federal, State, Local)	$209,514	$17,842	$0	$0	$0	$0	$0	$0	$0	$0	$0	$0	$0	$17,842	9%
Other Operating Revenue (1410,18xx, student fees, etc.)	$30,957	$1,102	$4,741	$2,293	$0	$0	$0	$0	$0	$0	$0	$0	$0	$8,136	26%
TOTAL OPERATIONAL REVENUE	**$1,070,559.36**	**$85,169**	**$73,194**	**$73,644**	**$0**	**$0**	**$0**	**$0**	**$0**	**$0**	**$0**	**$0**	**$0**	**$232,007**	22%
EXPENDITURES: OPERATIONAL															
Personnel Services (Salaries & Wages)	$322,713	$23,966	$36,953	$39,608	$0	$0	$0	$0	$0	$0	$0	$0	$0	$100,527	31%
Fringe Benefits	$ 130,872.01	$8,634	$9,939	$9,452	$0	$0	$0	$0	$0	$0	$0	$0	$0	$28,025	21%
Purchased Services - (Non-Employees)	$ 103,463.63	$972	$4,295	$20,318	$0	$0	$0	$0	$0	$0	$0	$0	$0	$25,586	25%
Purchased Services - Management Company Fees	$286,441	$14,515	$21,819	$13,856	$0	$0	$0	$0	$0	$0	$0	$0	$0	$50,189	18%
Purchased Services - Federal Funded Salaries & Benefits	$0	$19,474	$0	$0	$0	$0	$0	$0	$0	$0	$0	$0	$0	$19,474	0%
Purchased Services - Treasurer's Fees	$0	$0	$0	$0	$0	$0	$0	$0	$0	$0	$0	$0	$0	$0	0%
Purchased Services - Sponsorship Fees	$23,127	$1,946	$1,959	$1,907	$0	$0	$0	$0	$0	$0	$0	$0	$0	$5,812	25%
Utilities (Electric, Gas, Telephone, Internet, etc)	$ 23,255.00	$1,178	$1,541	$2,458	$0	$0	$0	$0	$0	$0	$0	$0	$0	$5,177	22%
Equipment Lease (Copiers, Computers, Vehicles, etc.)	$4,812	$401	$100	$702	$0	$0	$0	$0	$0	$0	$0	$0	$0	$1,204	25%
Rent / Lease (Building / Facility)	$0	$0	$0	$0	$0	$0	$0	$0	$0	$0	$0	$0	$0	$0	0%
Repairs and Maintenance	$ 52,529.80	$5,656	$4,400	$5,161	$0	$0	$0	$0	$0	$0	$0	$0	$0	$15,217	29%
Materials, Supplies & Textbooks	$ 42,828.16	$0	$6,436	$2,301	$0	$0	$0	$0	$0	$0	$0	$0	$0	$8,737	20%
Capital Outlay (Equip. buses, etc.)	$ 41,350.25	$0	$0	$0	$0	$0	$0	$0	$0	$0	$0	$0	$0	$0	0%
All Other Objects	$ 10,415.00	$1,327	$2,795	$56	$0	$0	$0	$0	$0	$0	$0	$0	$0	$4,178	40%
TOTAL OPERATIONAL EXPENDITURES	**$1,041,807.13**	**$78,069**	**$90,238**	**$95,818**	**$0**	**$0**	**$0**	**$0**	**$0**	**$0**	**$0**	**$0**	**$0**	**$264,124**	25%
TOTAL EXCESS OR (SHORTFALL)	**$28,752**	**$7,100**	**($17,043)**	**($22,173)**	**$0**	**$0**	**$0**	**$0**	**$0**	**$0**	**$0**	**$0**	**$0**	**($32,117)**	-112%
REVENUE PER STUDENT	**$19,117.13**	**$1,523**	**$1,309**	**$1,317**										**$4,150**	
EXPENSE PER STUDENT	**$18,603.70**	**$1,396**	**$1,614**	**$1,714**										**$4,724**	
TOTAL EXCESS OR (SHORTFALL) PER STUDENT	**$513**	**$127**	**($305)**	**($397)**										**($574)**	

based on current enrollment

CASH													
Cash Balance - Beginning of Month		$ -	$ -	$ -	$ -	$ -	$ -	$ -	$ -	$ -	$ -	$ -	$ -
Credits		$ 77,584	$ 65,608	$ 66,059	$ -	$ -	$ -	$ -	$ -	$ -	$ -	$ -	$ -
Debits		$ (77,584)	$ (65,608)	$ (66,059)	$ -	$ -	$ -	$ -	$ -	$ -	$ -	$ -	$ -
Cash Balance - End of Month		$ -	$ -	$ -	$ -	$ -	$ -	$ -	$ -	$ -	$ -	$ -	$ -
BANK RECONCILATION COMPLETED? (YES/NO)		Yes	Yes										

FEDERAL FUNDS

Fund	Budgeted Revenue	YTD Revenue	% of Budget	Fund	Budgeted Revenue	YTD Revenue	% of Budget
CRF FY2021	$ -	$ -	0%	**SQIG FT2021**	$ -	$ -	0%
ECSE FY2022	$ -	$ -	0%	**SQIG FY2022**	$ 69,750.00	$ -	0%
ECSE FY2021	$ -	$ -	0%	**STATE CONNECTIVITY GT**	$ 1,800.00	$ -	0%
ESSER II FY2022	$ -	$ -	0%	**STDT WELLNESS & SUCCESS**	$ 45,720.00	$ -	0%
ESSER FY2021	$ -	$ 13,694.59	0%	**STRIVING READERS FY2022**	$ -	$ -	0%
EXP OP GRANT	$ 963.87	$ -	0%	**STRIVING READERS FY2021**	$ -	$ -	0%
IDEA B FY2022	$ 31,345.94	$ -	0%	**TITLE 1 FY2021**	$ -	$ -	0%
IDEA B FY2021	$ -	$ -	0%	**TITLE 1 NEGLECTED FY2021**	$ -	$ -	0%
MISC. STATE GRANTS FY22	$ 2,500.00	$ -	0%	**TITLE I NEGLECTED FY2022**	$ -	$ -	0%
MISC. STATE GRANTS FY21	$ -	$ -	0%	**TITLE I FY2022**	$ 44,462.20	$ -	0%
NC SSI FY2021	$ -	$ -	0%	**TITLE IIA FY2022**	$ 2,936.42	$ -	0%
OHCLI	$ -	$ -	0%	**TITLE IIA FY2021**	$ -	$ 4,147.00	0%
SIG FY2022	$ -	$ -	0%	**TITLE IV FY2022**	$ 10,035.31	$ -	0%
SIG FY2021	$ -	$ -	0%	**TITLE IV FY2021**	$ -	$ -	0%

Total YTD Grant Revenue	**$ 17,841.59**
	$ -

CHECK NUMBER	CHECK DATE	NAME	BUDGET UNIT	OPU	ACCOUNT	DESCRIPTION	TRANSACTION AMOUNT
61626	09/11/21	STAPLES ADVANTAGE	0010000110032000	320	511	MOBILE CARTS (4)	357.16
61643	09/11/21	RICHARD KEVERN & AS	0010000296032000	320	419	SUMMIT ACADEMY 2020	454.24
61644	09/11/21	ASIAN WORLD OF MART	0010000119032000	320	511	MARTIAL ARTS NELTS	139.9
61644	09/11/21	ASIAN WORLD OF MART	0010000119032000	320	511	EQUIPMENT FOR SECON	285
61650	09/11/21	SHC SERVICES INC	0010000218132000	320	413	OT SVCS	262.5
61650	09/11/21	SHC SERVICES INC	0010000215132000	320	413	SPEECH SVCS	535.3
61660	09/11/21	PITNEY BOWES RESERV	0010000250032000	320	443	STAMPS-AUG2021	80.34
V1141	09/11/21	TDG FACILITIES SERV	0010000270032000	320	423	FY22 CONTRACT	4249.24
V1141	09/11/21	TDG FACILITIES SERV	0010000270032000	320	429	REPAIR FIRE PANEL -	801.15
61641	09/11/21	HIMES VENDING INC.	0060000312032000	320	462	COLTRA NSLP AND SBP	1154
61694	09/17/21	GARBER ELECTRICAL C	0010000276032000	320	423	ANNUAL FIRE ALARM M	10
61710	09/17/21	JOHNSON CONTROLS SE	0010000270032000	320	423	MONTHLY RECURRING A	50.24
61710	09/17/21	JOHNSON CONTROLS SE	0010000270032000	320	423	MONTHLY RECURRING A	50.24
61718	09/17/21	CITY OF COLUMBUS	0010000270032000	320	452	WATER SERVICES	233.31
61737	09/17/21	ZOHO CORPORATION	0010000296032000	320	416	46149.31S	51.64
61737	09/17/21	ZOHO CORPORATION	0010000296032000	320	416	46109.3SA10	26.89
61737	09/17/21	ZOHO CORPORATION	0010000296032000	320	416	46019.3SOST	22.45
61703	09/17/21	HIMES VENDING INC.	0060000312032000	320	462	COLTRA NSLP AND SBP	1185
61691	09/17/21	OAASFEP CONFERENCE	5073022220032000	320	412	DAWN PURYEAR	45
61691	09/17/21	OAASFEP CONFERENCE	5073022220032000	320	412	DEBRA SKUL	18.75
61705	09/17/21	MARK ONE MANUFACTUR	5073022276032000	320	514	HAND SANITIZER	410.25
61705	09/17/21	MARK ONE MANUFACTUR	5073022276032000	320	514	ALCOHOL WIPES - 80	444.6
61705	09/17/21	MARK ONE MANUFACTUR	5073022276032000	320	514	ESTIMATED SHIPPING/	100
V1143	09/18/21	CIT	0010000296032000	320	426	FY22 COPIER LEASES	301.12
V1149	09/19/21	HP FINANCIAL SERVIC	0010000296032000	320	426	(ADM $100.27 - SCH	100.1
V1150	09/19/21	CIT	0010000296032000	320	426	FY22 COPIER LEASES	301.12
61741	09/24/21	BUCKEYE COMMUNITY H	0010000250032000	320	415	SPONSOR FEES	1907.35
61767	09/24/21	HUNTINGTON INSURANC	0010000250032000	320	855	FY21_INSURANCE	84.33
61769	09/24/21	CAMERA CORNER INC.	0010000296032000	320	441	CONTRACT DATES: 9/1	607.64
61770	09/24/21	NEONET	0010000296032000	320	447	COLUMBUS SCHOOLS	372
61770	09/24/21	NEONET	0010000296032000	320	416	FY 22 NEONET - EMAI	167.88
61776	09/24/21	ANDREA DEJACIMO	0010000219032000	320	419	ANDREA DEJACIMO / 2	10

61776	09/24/21	ANDREA DEJACIMO	0010000219032000	320	419	ANDREA DEJACIMO / 2	20
61778	09/24/21	SHC SERVICES INC	0010000218132000	320	413	OT SVCS	203.7
61778	09/24/21	SHC SERVICES INC	0010000214132000	320	413	PSYCH SVCS	712.25
61778	09/24/21	SHC SERVICES INC	0010000215132000	320	413	SPEECH SVCS	573.3
61782	09/24/21	AMERICAN ELECTRIC P	0010000270032000	320	451	COLTRA - FY21/22 EL	930.05
61761	09/24/21	HIMES VENDING INC.	0060000312032000	320	462	COLTRA NSLP AND SBP	1383.75
61773	09/24/21	MELISSA L DICKSON	5073022220032000	320	412	MELISSA DICKSON PD	4500
61763	09/24/21	HOLIDAY INN_AKRON	5902022220032000	320	412	AUGUST 3, 2021 ROU	30.76
61763	09/24/21	HOLIDAY INN_AKRON	5902022220032000	320	412	8/5 COACHES PD, HOL	34.78
V1169	09/27/21	HNB MASTERCARD	0010000270032000	320	485	SEPT (2 STUDENTS @	210
V1169	09/27/21	HNB MASTERCARD	0010000270032000	320	485	AUG- PARTIAL MO - A	126
V1169	09/27/21	HNB MASTERCARD	0010000110032000	320	432	08/05/21 COACHES PD	19.35
V1169	09/27/21	HNB MASTERCARD	0010000110032000	320	432	DELIVERY CHARGE	0.93
V1169	09/27/21	HNB MASTERCARD	0010000110032000	320	432	08/03 ROUNDTABLES L	29.16
V1169	09/27/21	HNB MASTERCARD	0010000110032000	320	432	8/9/21 SOUTH NEW ST	57.23
V1173	09/28/21	CHARLES D SLUTZ	0010000110032000	320	431	8/26 HOME-COLTRA-HO	58.8

GOVERNING AUTHORITY RESOLUTION
November 10, 2021

RESOLUTION APPROVING SCOTT PITTMAN AS FISCAL OFFICER

WHEREAS, the Governing Authority of the School has entered an operator agreement with Summit Academy Management ("SAM"); and

WHEREAS, among other things, the Operator Agreement specifies that SAM will provide a Fiscal Officer; and

WHEREAS, pursuant to R.C. 3314.05, the Governing Authority of the School has adopted a resolution waiving the requirement that it is the party responsible for employing or contracting with the designated Fiscal Officer and has approved Michael Boland. of SAM, to be the School's designated Fiscal Officer; and

WHEREAS, Mr. Boland passed away suddenly and unexpectedly; and

WHEREAS, SAM has engaged the services of Scott Pittman, a licensed treasurer, to serve as the Fiscal Officer, and the Governing Authority desires to approve Mr. Pittman as the School's Fiscal Officer effective September 20, 2021.

NOW, THEREFORE, BE IT RESOLVED, by the Governing Authority that:

Section 1: The Governing Authority waives the requirement that it is the party responsible for employment or contracting with the designated Fiscal Officer.

Section 2: Pursuant to R.C. 3314.05(A) and effective September 20, 2021, the Governing Authority approves Mr. Scott Pittman to be its designated Fiscal Officer.

Section 3: It is hereby found and determined that all formal actions of this Governing Authority concerning and relating to the adoption of this resolution were adopted in an open meeting of the Governing Authority, and that all deliberations of this Governing Authority and any of its committees that resulted in such formal actions were in meetings open to the public, in compliance with all legal requirements including Section 121.22 of the Ohio Revised Code and any amendments thereto.

Signed:

_____
Governing Authority President/Representative

GOVERNING AUTHORITY RESOLUTION
November 10, 2021

RESOLUTION APPROVING DAVID HOSKIN AS FISCAL OFFICER

WHEREAS, the Governing Authority of the School has entered an operator agreement with Summit Academy Management ("SAM"); and

WHEREAS, among other things, the Operator Agreement specifies that SAM will provide a Fiscal Officer; and

WHEREAS, pursuant to R.C. 3314.05, the Governing Authority of the School has adopted a resolution waiving the requirement that it is the party responsible for employing or contracting with the designated Fiscal Officer and has approved Michael Boland. of SAM, to be the School's designated Fiscal Officer; and

WHEREAS, Mr. Boland passed away suddenly and unexpectedly; and

WHEREAS, SAM has engaged the services of David Hoskin, a licensed treasurer, to serve as the Fiscal Officer, and the Governing Authority desires to approve Mr. Hoskin as the School's Assistant Fiscal Officer effective October 6, 2021.

NOW, THEREFORE, BE IT RESOLVED, by the Governing Authority that:

Section 1: The Governing Authority waives the requirement that it is the party responsible for employment or contracting with the designated Fiscal Officer.

Section 2: Pursuant to R.C. 3314.05(A) and effective October 6, 2021, the Governing Authority approves Mr. David Hoskin to be its designated Fiscal Officer.

Section 3: It is hereby found and determined that all formal actions of this Governing Authority concerning and relating to the adoption of this resolution were adopted in an open meeting of the Governing Authority, and that all deliberations of this Governing Authority and any of its committees that resulted in such formal actions were in meetings open to the public, in compliance with all legal requirements including Section 121.22 of the Ohio Revised Code and any amendments thereto.

Signed:

_____

Governing Authority President/Representative

Summit Academy Transition High School - Columbus
2521 Fairwood Avenue, Columbus, OH 43207-2712

GOVERNING AUTHORITY RESOLUTION
November 10, 2021

Resolved, the Governing Authority hereby approves the attached Five-Year Forecast (October Submission) and directs the management company to submit it to the School's Sponsor and the Ohio Department of Education.

Signed:

_____
Governing Authority President/Representative

FY22 - November 2022 Submission
IRN No.: 000614
Type of School: Community School Brick and Mortar
Contract Term: 07/01/2020 - 06/30/2023

County: Franklin

School Name: **Summit Academy Transition High School - Columbus**

Statement of Receipt, Disbursements, and Changes in Fund Cash Balances
For the Fiscal Years Ended 2019 through 2021, Actual and
the Fiscal Years Ending 2022 through 2026, Forecasted

	Actual			Forecasted				
	Fiscal Year 2019	Fiscal Year 2020	Fiscal Year 2021	Fiscal Year 2022	Fiscal Year 2023	Fiscal Year 2024	Fiscal Year 2025	Fiscal Year 2026
Operating Receipts								
State Foundation Payments (3110, 3211)	$ 914,671	$ 967,753	$ 822,702	$ 798,101	$ 884,565	$ 893,410	$ 902,345	$ 911,368
Charges for Services (1500)								
Fees (1600, 1700)	2,228	2,909	1,133	5,000	$ 2,846	$ 2,874	$ 2,903	$ 2,932
Other (1830, 1840, 1850, 1860, 1870, 1890, 3190)	54,860	48,519	16,008	57,944	$ 44,776	$ 45,224	$ 45,676	$ 46,133
Total Operating Receipts	$ 971,759	$ 1,019,181	$ 839,843	$ 861,045	$ 932,187	$ 941,508	$ 950,924	$ 960,433
Operating Disbursements								
100 Salaries and Wages	$ -	$ -	$ -	$ -	$ -	$ -	$ -	$ -
200 Employee Retirement and Insurance Benefits								
400 Purchased Services	530,908	1,217,043	1,085,914	950,351	968,145	997,190	1,027,105	1,057,919
500 Supplies and Materials	59,629	26,557	43,018	42,828	44,298	45,627	46,996	48,406
600 Capital Outlay -New	33,712	18,964	931	46,162	25,691	26,461	27,255	28,073
700 Capital Outlay - Replacement								
800 Other	2,504	7,945	4,468	2,465	4,476	4,610	4,748	4,891
819 Other Debt								
Total Operating Disbursements	$ 626,753	$ 1,270,509	$ 1,134,331	$ 1,041,807	$ 1,042,610	$ 1,073,888	$ 1,106,105	$ 1,139,288
Excess of Operating Receipts Over (Under) Operating Disbursements	$ 345,006	$ (251,328)	$ (294,488)	$ (180,762)	$ (110,424)	$ (132,380)	$ (155,182)	$ (178,855)
Nonoperating Receipts/(Disbursements)								
Federal Grants (all 4000 except fund 532)	$ 165,673	$ 251,328	$ 215,842	$ 209,514	$ 212,695	$ 214,822	$ 216,970	$ 219,140
State Grants (3200, except 3211)								
Restricted Grants (3219, Community School Facilities Grant)								
Donations (1820)								
Interest Income (1400)								
Debt Proceeds (1900)								
Debt Principal Retirement								
Interest and Fiscal Charges	(9,313)							
Transfers - In								
Transfers - Out								
Total Nonoperating Revenues/(Expenses)	$ 156,360	$ 251,328	$ 215,842	$ 209,514	$ 212,695	$ 214,822	$ 216,970	$ 219,140
Excess of Operating and Nonoperating Receipts Over/(Under) Operating and Nonoperating Disbursements	$ 501,366	$ -	$ (78,646)	$ 28,752	$ 102,272	$ 82,442	$ 61,789	$ 40,285
Fund Cash Balance Beginning of Fiscal Year	$ -	$ 501,366	$ 501,366	$ 422,720	$ 451,472	$ 553,744	$ 636,186	$ 697,975
Fund Cash Balance End of Fiscal Year	$ 501,366	$ 501,366	$ 422,720	$ 451,472	$ 553,744	$ 636,186	$ 697,975	$ 738,259

Assumptions

	Actual			Forecasted				
	Fiscal Year 2019	Fiscal Year 2020	Fiscal Year 2021	Fiscal Year 2022	Fiscal Year 2023	Fiscal Year 2024	Fiscal Year 2025	Fiscal Year 2026
Staffing/Enrollment								
Total Student FTE	56	55	55	56	55	56	55	56
Instructional Staff	7.0	6.5	13.0	13.0	13.0	13.0	13.0	13.0
Administrative Staff	3.0	6.0	1.0	1.0	1.0	1.0	1.0	1.0
Other Staff	1.0	2.3	1.0	1.0	1.0	1.0	1.0	1.0
Purchased Services								
Rent	$ -	$ -	$ -	$ -	$ -	$ -	$ -	$ -
Utilities	15,056	10,496	19,000	23,255	17,460	17,984	18,524	19,079
Other Facility Costs	21,287	74,771	60,198	52,530	53,762	55,375	57,036	58,748
Insurance	8,760	1,891	2,000	2,200	3,824	3,939	4,057	4,179
Management Fee	(370,157)	341,871	144,715	286,441	103,739	106,851	110,057	113,358
Sponsor Fee	29,067	28,167	23,271	23,127	26,685	27,486	28,310	29,160
Audit Fees	6,500	5,546	5,500	5,750	5,999	6,179	6,364	6,555
Contingency								
Transportation	14,450	3,710						
Legal	6,169							
Marketing	101							
Consulting								
Salaries and Wages	524,066	471,331	538,031	322,713	477,956	492,295	507,064	522,276
Employee Benefits	153,818	109,806	179,723	130,872	147,861	152,297	156,866	161,572
Special Education Services								
Technology Services								
Food Services	41,519	32,338	1,133	31,987	27,547	28,373	29,224	30,101
Other	80,274	137,116	112,343	71,477	103,311	106,411	109,603	112,891
Total	530,908	1,217,043	1,085,914	950,351	968,145	997,190	1,027,105	1,057,919
	-	-	-	-	-	-	-	-
Financial Metrics								
Debt Service Payments	$ 9,313	$ -	$ -	$ -	$ -	$ -	$ -	$ -
Debt Service Coverage	54.84	0.00	0.00	0.00	0.00	0.00	0.00	0.00
Growth in Enrollment	0.00%	-2.31%	-0.18%	2.00%	-1.79%	1.82%	-1.79%	1.82%
Growth in New Capital Outlay	0.00%	-43.75%	-95.09%	4858.35%	-44.35%	3.00%	3.00%	3.00%
Growth in Operating Receipts	0.00%	4.88%	-17.60%	2.52%	8.26%	1.00%	1.00%	1.00%
Growth in Non-Operating Receipts/Expenses	0.00%	60.74%	-14.12%	-2.93%	1.52%	1.00%	1.00%	1.00%
Days of Cash	0.00	0.39	0.44	0.41	0.43	0.52	0.58	0.61

Assumptions Narrative Summary

Fiscal Year 2022-2026 Projected Debt

Description	Beginning Year Balance	Principle Retirement	Interest Expense	Ending Year Balance	Debtor/ Creditor
FTE Review	$ -	$ -	$ -	$ -	
Loan A	$ -	$ -	$ -	$ -	
Loan B	$ -	$ -	$ -	$ -	
Line of Credit	$ -	$ -	$ -	$ -	
Notes, Bonds	$ -	$ -	$ -	$ -	
Capital Leases	$ -	$ -	$ -	$ -	
Payables (Past Due 180+ days)	$ -	$ -	$ -	$ -	
Total	$ -	$ -	$ -	$ -	

FY19 & FY20 amounts are taken directly from previous 5-Year Forecasts
FY21 amounts are based on the FY21 YTD June Financials
FY22 amounts are based on the FY22 budget.
The school classifies federal and state grant reimbursements as nonoperating receipts; however, the disbursements related to these receipts are classified as operating disbursements. This gives the appearance disbursements exceed receipts until the nonoperating receipts (federal and state grants) are considered.
Operating and non-operating revenues for FY23 through FY26 are based on a 1% projected increase year-over-year.
Operating and non-operating expenses for FY23 through FY26 are based on a 3% increase in year-over-year.
The school has no debt.
Purchased services include salaries and wages, as all employees for the school are employees of the management company.
The management company for the school is Summit Academy Management and the Management Agreement is 100% pass-through.
The Treasurer for the school is Scott Pittman

SUMMIT ACADEMY MANAGEMENT

2791Mogadore Road | Akron, Ohio 44312

Summit Academy SCHOOLS
Learning Without Limits

I. Curriculum

We started the school year off with a series of professional development opportunities for all Summit staff. This included a District Leadership Team meeting with principals and administrative assistants, orientation training for new staff, and a training session for instructional coaches. The curriculum team also led a 2-day virtual conference for all staff. There were a variety of topics offered from multiple SAM departments. The training sessions were recorded for those that could not attend. The curriculum team did a great job of organizing the event and provided useful information to our staff. Part of the all-staff training was the introduction of the Reading Framework Year 2 initiative. This is a three-year plan created by the curriculum team to ensure that the science of reading is being implemented with fidelity. All schools created a Reading Framework Action Plan, outlining the goals and action steps to ensure that reading instruction is taught across all grade levels and content areas. Jessica Hahn is joining the curriculum team to lead the implementation of the Reading Framework Initiative.

Additionally, the Ohio Department of Education has introduced the Ohio Teacher Evaluation System (OTES), 2.0. All school principals were required to recertify in alignment to the new requirements. The updated model includes the analysis of high-quality student data aligned to student needs. There is also a Professional Growth Plan (PGP) that asks teachers to complete a self-assessment that identifies strengths and areas for growth to be discussed throughout the school year. The PGP offers individualized professional growth to our staff. The curriculum team is supporting schools through this process. With OTES 2.0 in place, the curriculum team (led by Mari Dew) created an instructional coach feedback system that is aligned to the Ohio Teacher Standards and mirrors the OTES 2.0 framework.

The curriculum team is also supporting the completion of sponsor required Performance and Academic goals. This requires our building leaders to review and analyze their state report card data and school specific data to identify the progress expected by our students and staff. An important piece of data we use consistently, district wide is Renaissance Star assessments for both reading and math, K to 12. Students are benchmarked three times each year and the data is tracked by both school personnel and district team members. After fall benchmarking for reading, 16.7% of students are at/above benchmarking, 11.3% are on watch, 19.7% require intervention, and 52.3% require urgent intervention. In math, 17.4% of students are at/above benchmarking, 12.3% are on watch, 24.1% need intervention, and 46.2% require urgent intervention. This data confirms the need to continue our implementation of the multi-tiered system of supports (MTSS) instructional framework. This model requires teaching staff to provide core instruction aligned to the Ohio Learning Standards to all students and intervention aligned to the students' foundational deficits. The curriculum team and special education team have been in collaboration on the implementation of this framework providing professional development and support.

II. Human Resources

HR Department Staffing

- We extended an offer of employment for HR Generalist to replace a position vacated in August. The new employee is an internal candidate and she will be transitioning from her current position through 11/15/21 when she will be promoted.
- We are screening candidates for a Receptionist/Assistant and hope to have this position filled by 12/1/21.

Recruiting

- Our challenges hiring are consistent with what's happening nationwide. We have enhanced our recruiting efforts with direct subscriptions to job boards and posting sites. There are currently 90 positions open throughout the organization.

Health Benefits

- We switched carriers from Medical Mutual of Ohio to Anthem and open enrollment was completed in mid-September.

Workers' Compensation

- Our claims experience is increasing due to student behaviors that are leading to injury. It's too early in the school year to predict a total number; future updates will provide additional information.

HR School Support Efforts

- In October and November, the HR Department will visit at least of seven schools. Our goal for the current school year is to visit each building three times. HR associates are reaching out to see how we can be of assistance with employee motivation and support. The HR Generalists will implement a weekly call program to talk with every building director at least weekly (this will begin in November).

III. Facilities

Akron Middle/Secondary

- New parking lot
- Exterior brick wall repaired and partially replaced at Akron Middle/Secondary

Parma

- New roof project has been completed

Several schools received new air conditioning units both portable and permanent.

Columbus Schools

- Exterior/interior cameras were installed along with impact resistant tinting on exterior windows

IV. Finance

Summit Academy Management welcomes David Hoskin as assistant treasurer and Logan Keefe as staff accountant to its Finance Department.

Hoskin comes to Summit Academy with 17 years of experience collectively as the Treasurer/ Chief Financial Officer for major school districts including Brooklyn City School, Ravenna City Schools and Cuyahoga Falls City Schools. He launched his career as the treasurer for Newbury Local Schools where he served in that role for more than eight years. Prior to his roles as a Treasurer/CFO he served 10 years as an Executive Director for a multi-state media company.

Logan Keefe joins Summit Academy after recently earning his Ohio Department of Education School Treasurer License. He is a two-time graduate of The University of Akron where he earned a Bachelor of Science and Master of Science, both in mathematics.

V. Food Program

Pandemic EBT funds will continue for any students who are quarantined due to COVID-19. This program continues to provide funds for any days the student may have missed the opportunity to receive school breakfast and lunch. Disbursement of funds will be coming in the next month. This program will continue through May 2022.

All school will continue to receive free lunches through the "Seamless Summer Option" for the 2022 school year due to the pandemic. This has been especially helpful to our Cincinnati THS school who normally provides free lunch only to those who qualify. We thank USDA for this opportunity to serve more of our students.

On a related note, Gretchen will be transitioning out of her role as Food Service Coordinator and moving into Human Resources as a Generalist. She will continue her duties as FSC in the next few months.

If you have any questions or concerns, please reach out to me at
Gretchen.berndt@summitacademies.org