QUARTER 3 SURVEY **RESULTS**

Summit Academy SCHOOLS

FROM THE DESK OF JOHN GUYER

Dear Summit Academy Family:

Happy New Year and welcome back!

As you are aware, Summit Academy Schools conducted a recent survey to assess respondents' needs and interests as they relate to education delivery for our current third (Q3) grading period. While our earlier Q2 survey was specifically targeted to parents/guardians, Summit Academy expanded its Q3 survey base to include all stakeholders. Of a total of 1,149 survey participants, a breakdown of respondents included: 762 (66.32%) parents/guardians; 273 (23.76%) school staff members; 91 (7.92%) school administrators; 16 (1.39%) SAM administrative team members; 5 (0.44%) school board members; and 2 (0.17%) SAM board members.

Please see key highlights of the study findings on following pages.

Looking ahead, a new survey will be distributed on January 25 to all Summit Academy stakeholders to assess their education delivery needs and interests for our final grading period, Q4. The everchanging pandemic landscape and Ohio Gov. Mike DeWine's recent announcement to prioritize COVID-19 vaccination delivery to school personnel will be thoughtfully factored into the survey.

Please know that the social, emotional, academic, and physical health and well-being of every Summit Academy student will always be the highest priority of our Leadership Team. We recognize the challenges and sacrifices you have endured throughout this unexpected and persistent pandemic and look forward to the time we can safely return our students to the classroom. We remain committed to engaging each of you in this process.

Respectfully,

John Guyer

KEY HIGHLIGHTS OF THE STUDY FINDINGS REVEAL:

If the COVID-19 pandemic prevailed as a great concern into our current January 2021 of Q3, survey participants responded accordingly regarding their education delivery preference:

Answer	Responses	Percentages
Remote Learning	632	55%
Hybrid (Remote & In-Person)	258	22.45%
In-person Learning	259	22.54%

In the case of schools opening physically in January 2021, respondents were asked to rate their level of concern about the spread of COVID-19 and its potential impact on students' health and safety. On a scale of 1-5, with 5 representing great concern and 1 no concern, survey participants responded accordingly:

Answer	Responses	Percentages
1	62	5.40%
2	122	10.62%
3	224	19.50%
4	189	16.45%
5	552	48.04%

For complete survey results, please see the attached pages.

QUESTION

What is the name of your school/building?

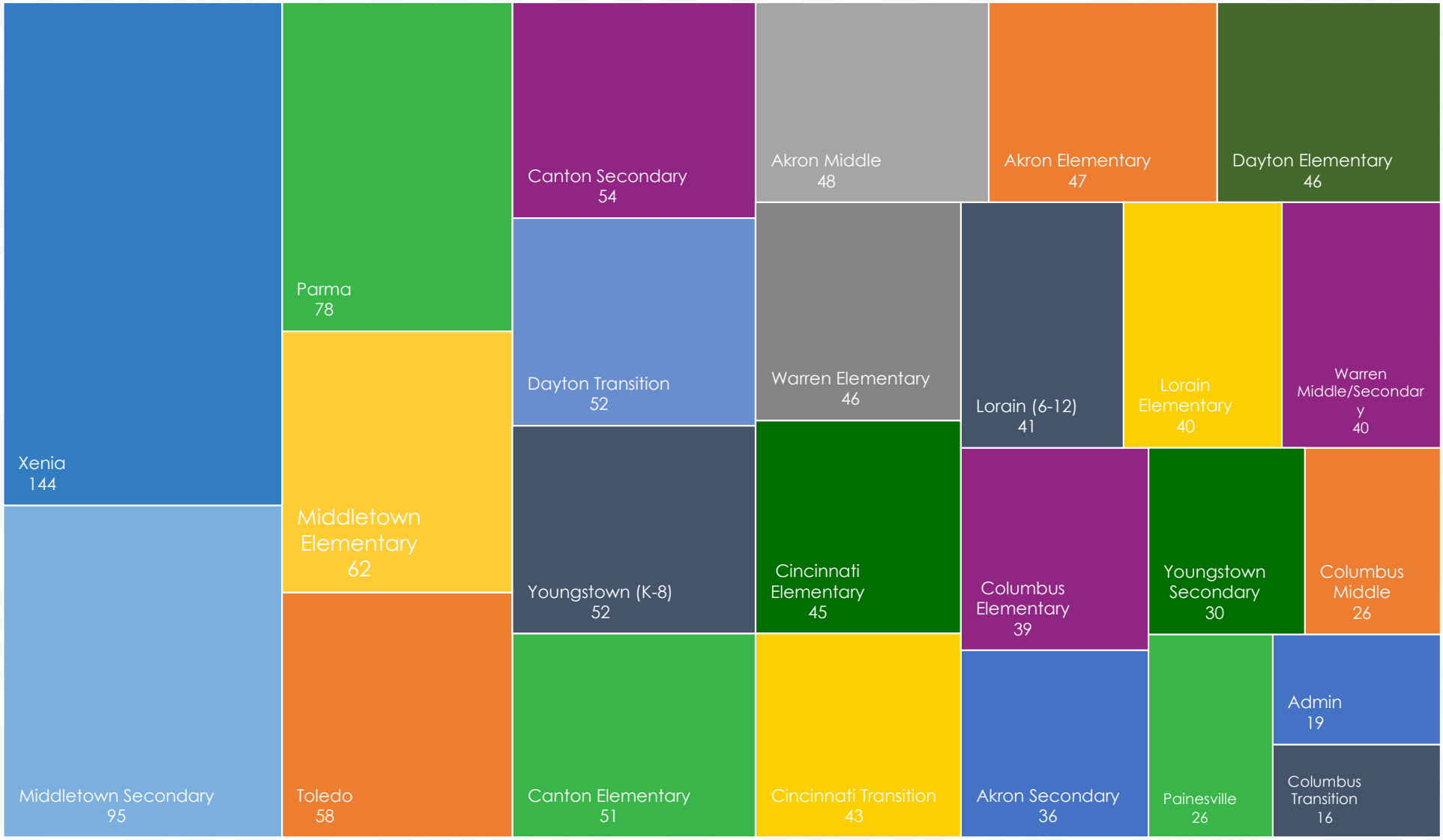

QUESTION

Are you a Parent/Guardian, School Administration Team Member, School Staff Member, School Board Member, SAM Admin Team Member, or SAM Board Member?

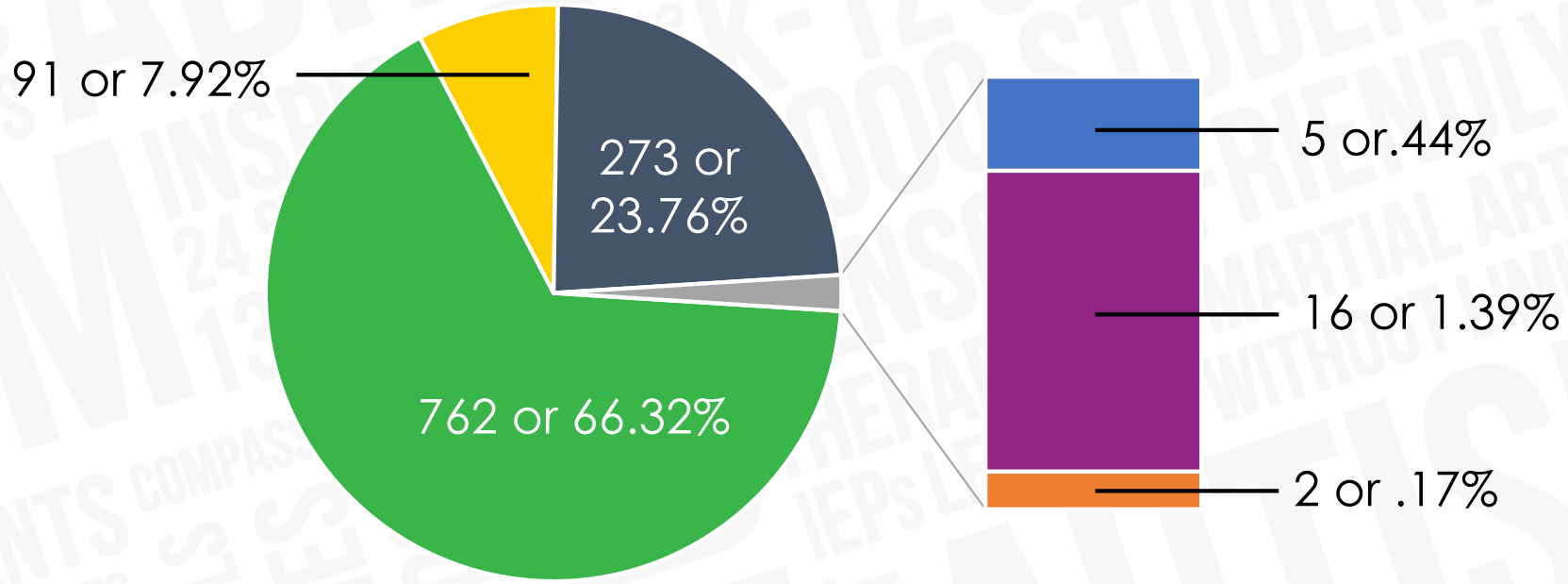

	Answer	Responses	Percentages		Answer	Responses	Percentages
	Parent/Guardian	762	66.32%		School Board Member	5	.44%
	School Administration Team Member	91	7.92%		SAM Admin Team Member	16	1.39%
	School Staff Member	273	23.76%		SAM Board Member	2	.17%

QUESTION

Grade Level

	Answer	Responses	Percentages
	K	72	4.06%
	1st	75	4.23%
	2nd	90	5.07%
	3rd	99	5.58%
	4th	107	6.03%
	5th	126	7.10%
	6th	151	8.51%
	7th	150	8.46%
	8th	151	8.51%
	9th	137	7.72%
	10th	140	7.89%
	11th	115	6.48%
	12th	119	6.71%
	Staff Member/Board Member	242	13.64%

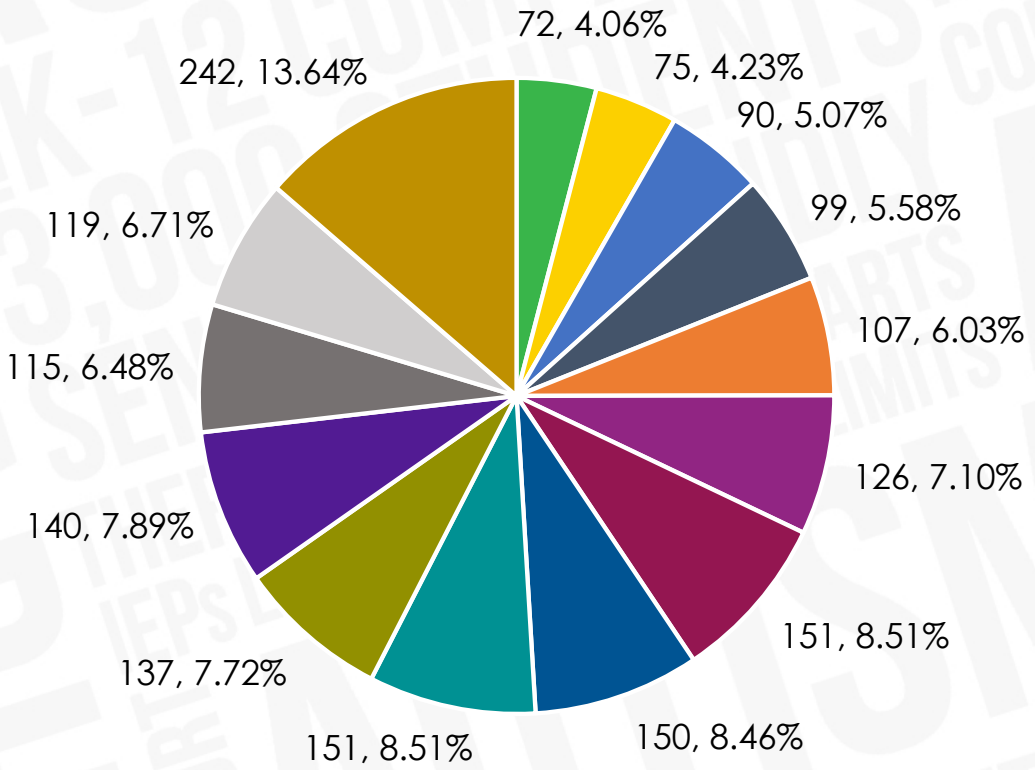

QUESTION

If the COVID-19 pandemic is still a great concern in January (Quarter 3), but schools can open, would you like to continue with remote learning or would you prefer a hybrid (combination in-person and remote) or a fully in-person option?

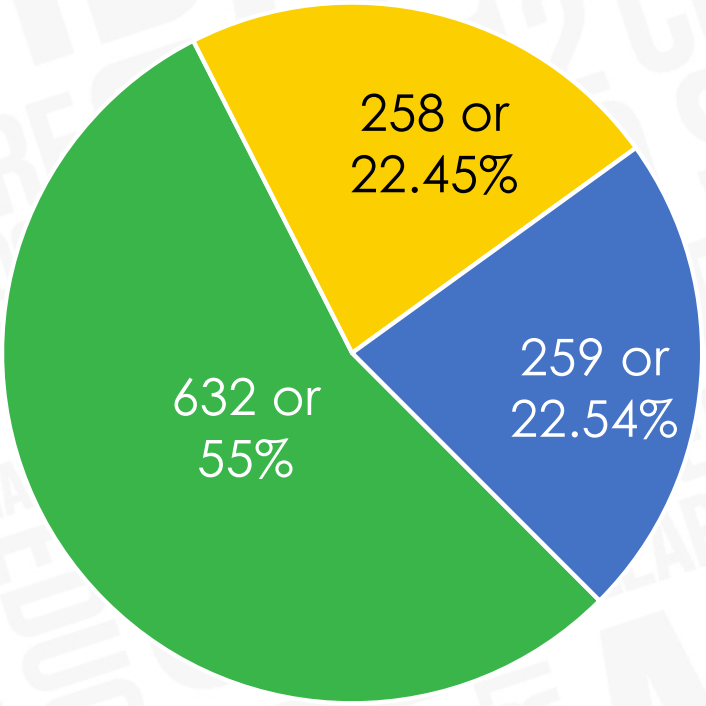

	Answer	Responses	Percentages
	Remote Learning	632	55%
	Hybrid (Remote & In-Person)	258	22.45%
	In-person Learning	259	22.54%

QUESTION

If schools were to open in the January, please rate your current level of concern for the spread of COVID-19 and the potential impact on your child's health and safety. 1 is no concern and 5 is great concern.

	Answer	Responses	Percentages
	1	62	5.40%
	2	122	10.62%
	3	224	19.50%
	4	189	16.45%
	5	552	48.04%

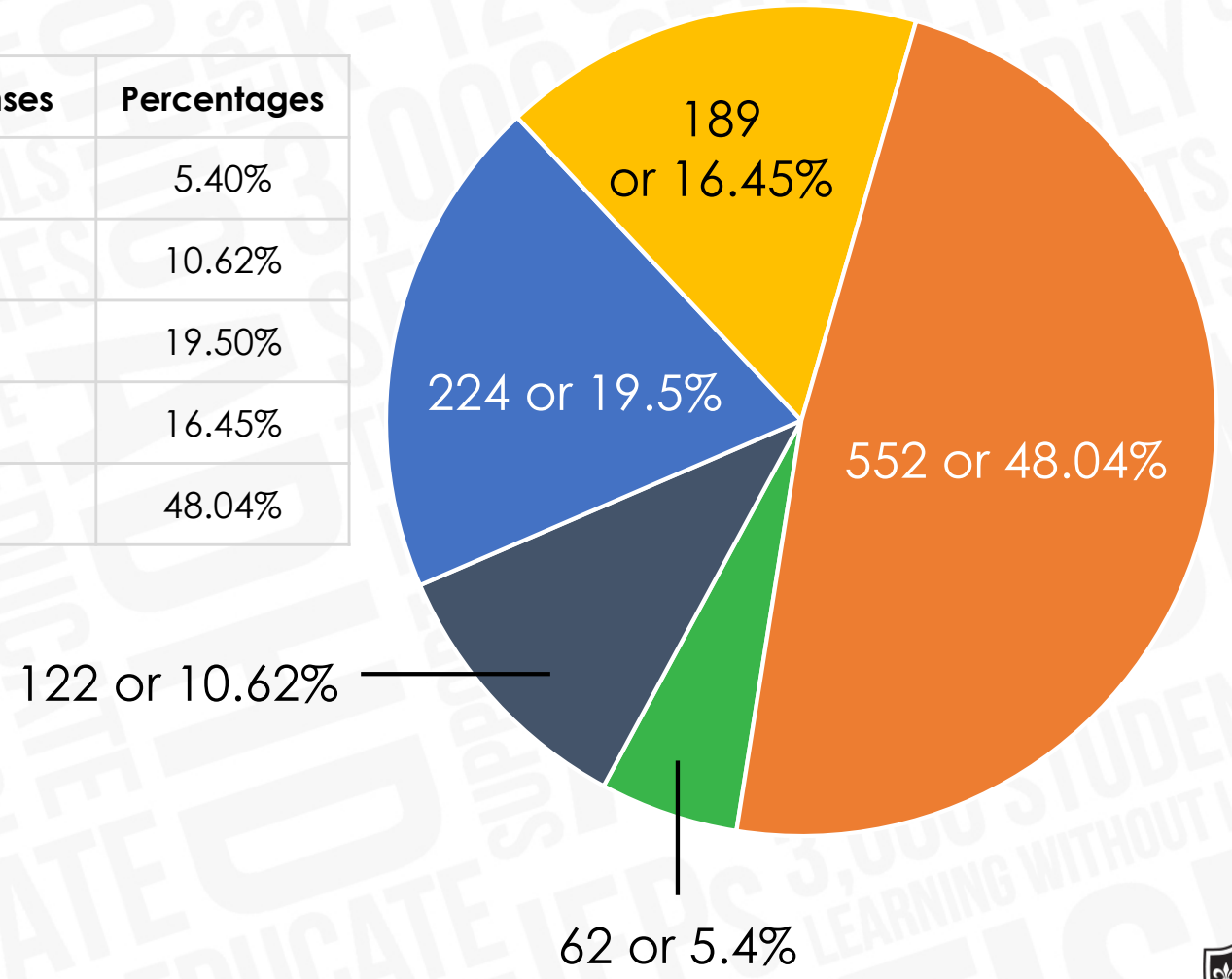

QUESTION

If schools are allowed to open in the fall, should students be required to wear a mask (excluding any students who may have a medical condition or documented situation that would not allow them to wear a mask)?

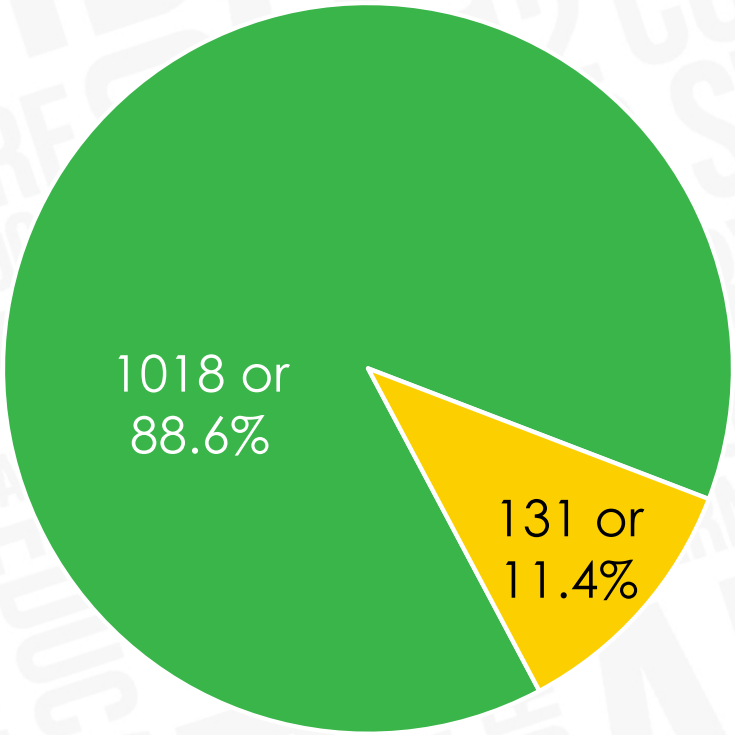

	Answer	Responses	Percentages
	Yes	1018	88.6%
	No	131	11.4%

QUESTION

What source do you use most often to get information about Summit Academy's Home Learning Program?
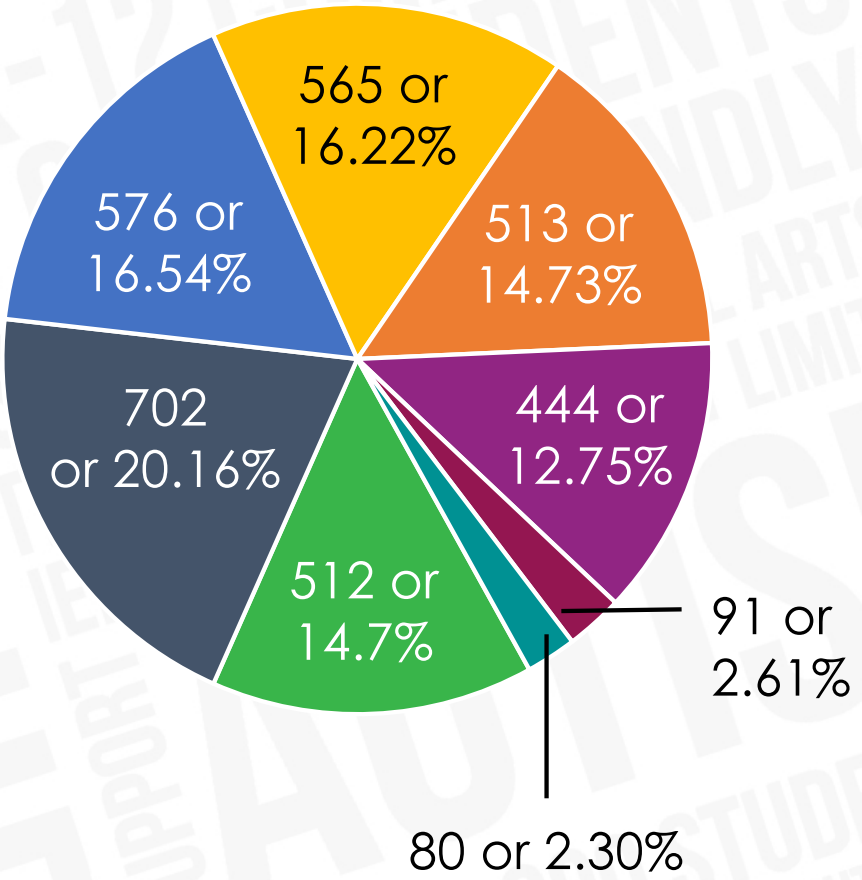
	Answer	Responses	Percentages
	Facebook	512	14.70%
	Emails	702	20.16%
	Text	576	16.54%
	Phone Calls	565	16.22%
	Class Dojo / Reminder App	513	14.73%
	Google Classroom	444	12.75%
	Flyers/Mail	91	2.61%
	Other	80	2.30%